

# Supersymmetry at the LHC



Michael Rauch



University of Edinburgh

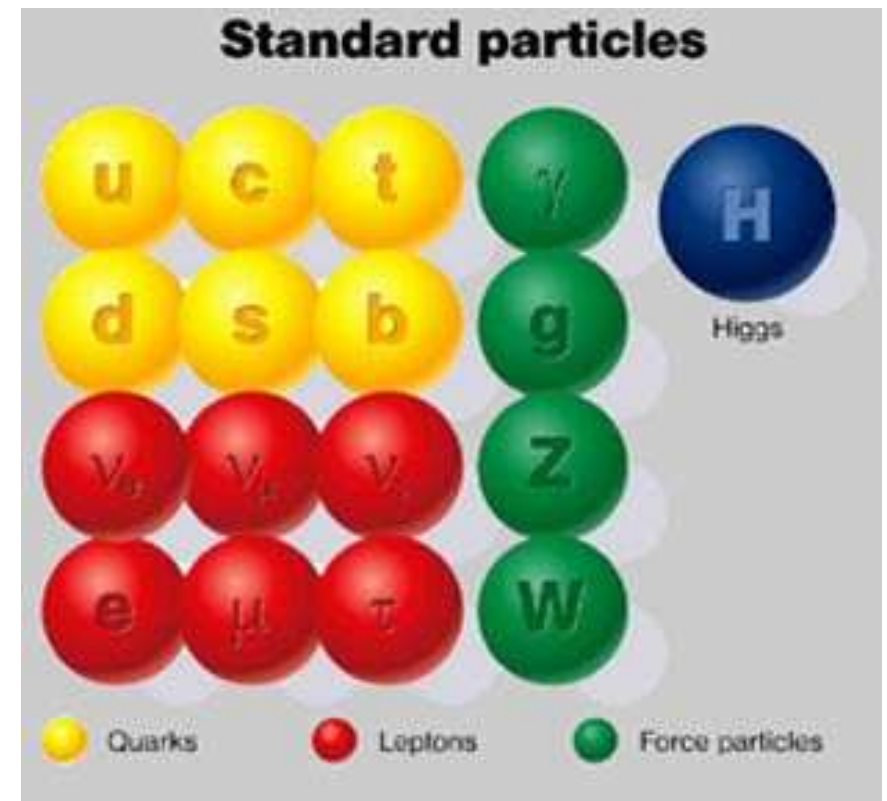
Scottish Universities Physics Alliance (SUPA)

# Outline

- Supersymmetry
- Higgs-Boson Production via Vector-Boson Fusion
- Reconstructing the Supersymmetric Lagrangian with SFitter

# Remember the Standard Model

- Poincaré group of space-time transformations
- Gauge group  $SU(3)_c \otimes SU(2)_L \otimes U(1)_Y$
- Two massless gauge bosons: **gluon** and **photon**
- $SU(2)_L \otimes U(1)_Y$  broken to  $U(1)_{em}$  by the Higgs field with vacuum expectation value  $v = 246$  GeV
- Massive electroweak gauge bosons: **W** and **Z**
- One physical **Higgs** boson (not yet discovered, unknown mass)
- Two types of matter:  
colour-charged: **quarks**  
colour-neutral: **leptons** and **neutrinos**
- Three generations each
- Yukawa coupling of matter to the Higgs proportional to the mass



# Current Status

- Standard Model experimentally very well confirmed

# Current Status

- Standard Model experimentally very well confirmed
- Few experimental deviations
  - Dark matter
    - ~ 23% Dark Matter content in the universe
    - Possible candidate in the SM: Neutrinos
    - ↔ neutrino mass limits prevent accounting for total content
  - $M_W$ 
    - ~  $1\sigma$  deviation
  - $g - 2$  of the Muon
    - $3.4\sigma$  deviation

# Current Status

- Standard Model experimentally very well confirmed
- Few experimental deviations
  - Dark matter
    - ~ 23% Dark Matter content in the universe
    - Possible candidate in the SM: Neutrinos
    - ↔ neutrino mass limits prevent accounting for total content
  - $M_W$ 
    - ~  $1\sigma$  deviation
  - $g - 2$  of the Muon
    - $3.4\sigma$  deviation
- Some theoretical problems
  - No gauge coupling unification
  - Hierarchy problem
    - (higher-order corrections to the Higgs-boson mass proportional to mass of the heaviest coupling particle
    - GUT scale (?))

# Current Status

- Standard Model experimentally very well confirmed
- Few experimental deviations
  - Dark matter
    - ~ 23% Dark Matter content in the universe
    - Possible candidate in the SM: Neutrinos
    - ↔ neutrino mass limits prevent accounting for total content
  - $M_W$ 
    - ~  $1\sigma$  deviation
  - $g - 2$  of the Muon
    - $3.4\sigma$  deviation
- Some theoretical problems
  - No gauge coupling unification
  - Hierarchy problem
    - (higher-order corrections to the Higgs-boson mass proportional to mass of the heaviest coupling particle → GUT scale (?))
- Look for possible ultra-violet completions → Supersymmetry

# Supersymmetry

Symmetry between bosons and fermions:

$$Q |\text{boson}\rangle = |\text{fermion}\rangle; \quad Q |\text{fermion}\rangle = |\text{boson}\rangle$$

$$\{Q, \bar{Q}\} = 2\sigma^\mu P_\mu$$

$$\{Q, Q\} = \{\bar{Q}, \bar{Q}\} = 0$$

$$[P_\mu, Q] = [P_\mu, \bar{Q}] = 0$$

$Q$ : Supersymmetry Operator

$P_\mu$ : Generator of Lorentz translations

$\sigma^\mu$ : Pauli matrices

⇒ Non-trivial combination of space-time and gauge symmetries

- Equal number of fermionic and bosonic degrees of freedom
- Supersymmetric partner(s) to each particle
- Partners have same mass and same couplings

⇒ Higher-order corrections to the Higgs boson mass cancel

(Relative minus sign between boson and fermion loops due to spin-statistics theorem)

⇔ Where are the 511 keV charged scalars?



# Supersymmetry

Solution: Soft-supersymmetry breaking

- Explicit breaking of supersymmetry
- Adds additional mass terms to the supersymmetric partners
- Keeps automatic cancellation of quadratic divergencies

Additional ingredients:

(not absolutely necessary, but normally taken to explain the smallness of some effects)

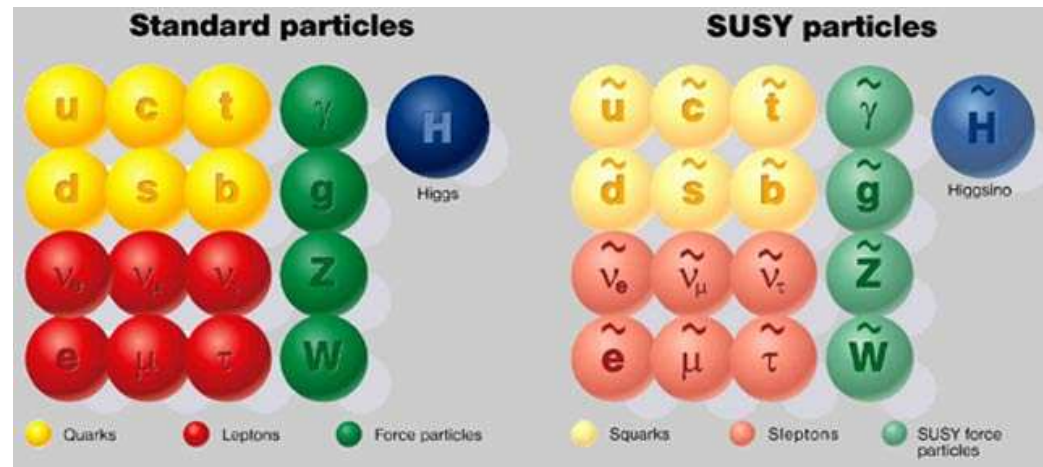
- *R*-Parity conservation:
  - Discrete symmetry:  $P^R = +1$  for SM particles,  $P^R = -1$  for supersymmetric partners
  - Induces baryon and lepton number conservation
  - $\Rightarrow$  Proton decay forbidden (otherwise  $\tau \approx \mathcal{O}(\text{hours})$ )
  - $\Rightarrow$  SUSY particles can only be produced in pairs
  - $\Rightarrow$  Lightest supersymmetric particle (LSP) stable
- *CP*-conservation:
  - *CP*-violation strongly constrained by experimental data (EDMs)
  - Assume *CKM* matrix is the only source of *CP*-violation
  - Set all SUSY contributions to zero.

# MSSM

Simplest phenomenologically viable model:

## Minimal Supersymmetric Standard Model (MSSM)

- Supersymmetric partner to each Standard Model particle
- Two Higgs doublets  $\Rightarrow$  5 Higgs bosons ( $h^0, H^0, A^0, H^\pm$ )  
 $m_{h^0} \lesssim 140 \text{ GeV}$
- Particles with same quantum numbers mix
  - Zino, Photino, 2 neutral Higgsino  $\rightarrow$  4 Neutralino
  - Wino, charged Higgsino  $\rightarrow$  2 Chargino



Unification at the GUT scale ( $\sim 10^{16}$  GeV):

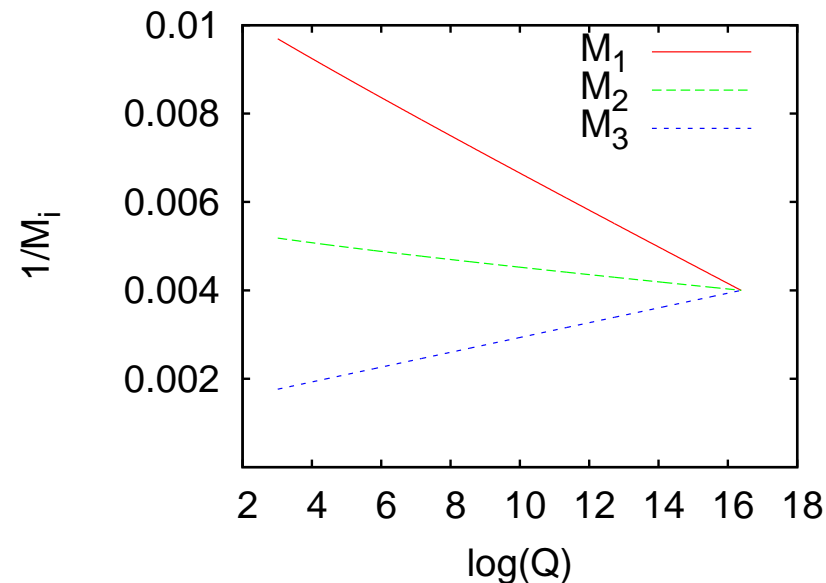
- Apparent unification of gauge couplings (general feature of MSSM)
- Common scalar mass:  $m_0$
- Common sfermion mass:  $m_{1/2}$
- Common trilinear coupling:  $A_0$

plus

- ratio of the Higgs vacuum expectation values at the electro-weak scale:  $\tan \beta = \frac{v_2}{v_1}$
- one sign:  $\text{sgn } \mu$

Evolve three parameters defined at the GUT scale via renormalisation group equations down to electro-weak scale:

- ⇒ Weak-scale MSSM parameters
- ⇒ Masses and couplings



# Current Fits

If TeV-scale supersymmetry is out there, what can we tell today?

→ Fits of current data to supersymmetry (only mSUGRA)

[Allanach, Cranmer, Lester, Weber 2005-7]

[Roszkowski, Ruiz de Austra, Trotta 2006/7]

[Buchmüller, Cavanaugh, De Roeck, Heinemeyer, Isidori, Paradisi, Ronga, Weber, Weiglein 2007]

Observables:

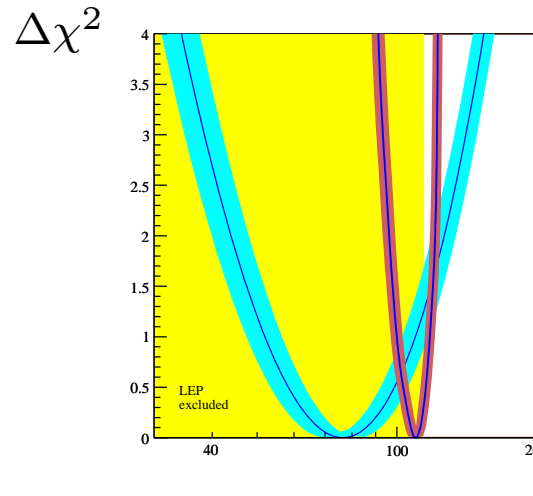
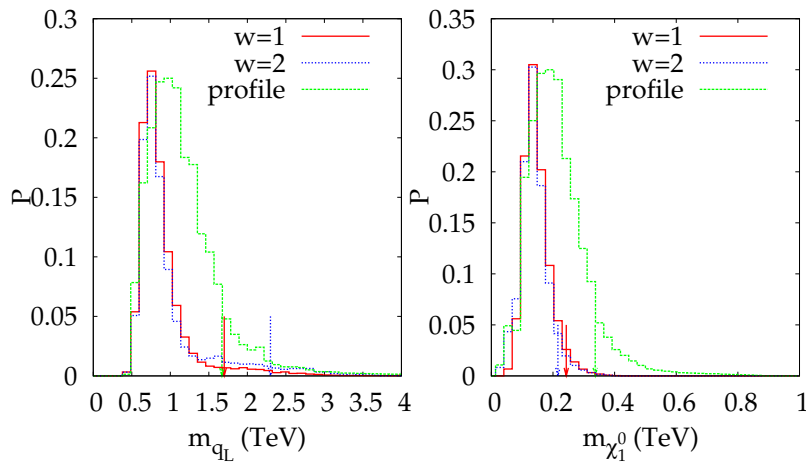
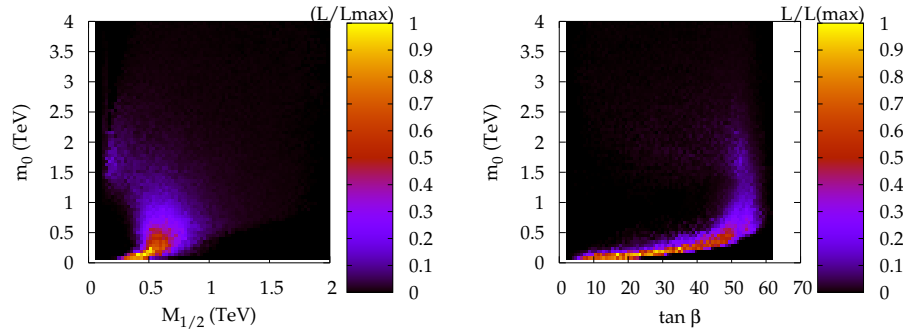
- Dark Matter  $\Omega_{\text{DM}} h^2$
- $g - 2_\mu$
- $M_W$
- $\sin^2 \theta_W$
- $\text{BR}(b \rightarrow s\gamma)$
- $\text{BR}(B_s \rightarrow \mu^+ \mu^-)$
- ...

⇒ Predictions for SUSY mass spectrum

# Current Fits

## Predictions for SUSY mass spectrum

[plots by Allanach et al.]



[right-hand plot by Buchmüller et al.]

- Low-energy TeV-scale SUSY fits data very well
- $\Rightarrow$  Mass ranges for SUSY particles
- Mass of the lightest Higgs boson compatible with LEP limit

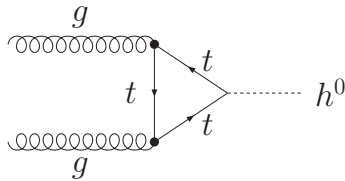
# Higgs-Boson Production via Vector-Boson Fusion

(in collaboration with Wolfgang Hollik, Tilman Plehn, Heidi Rzehak)

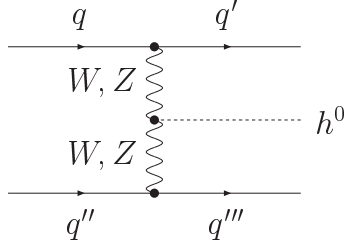
# Production Modes

Main (MSSM-)Higgs Boson production modes:

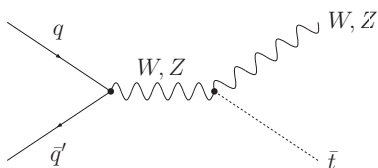
● **Gluon-Gluon Fusion**



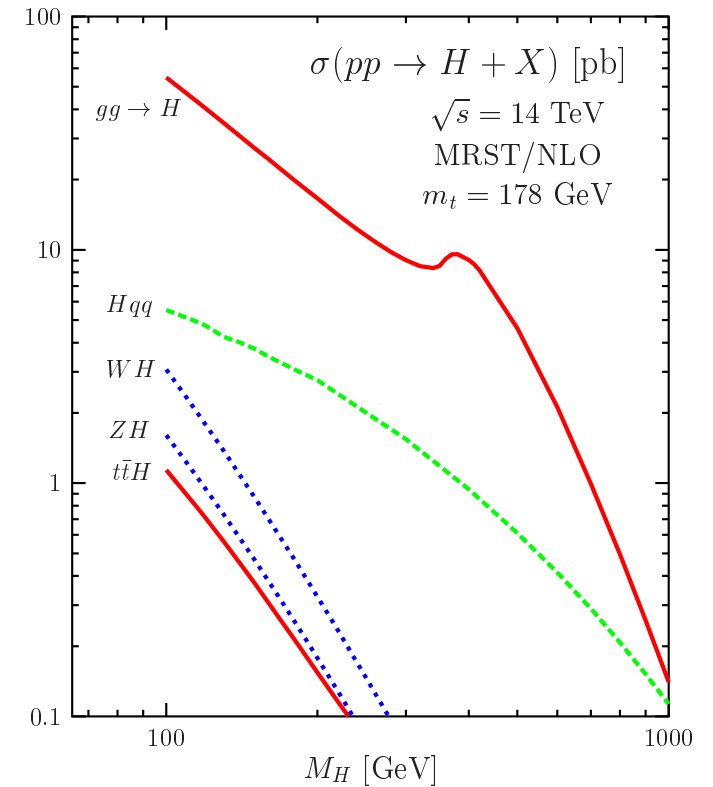
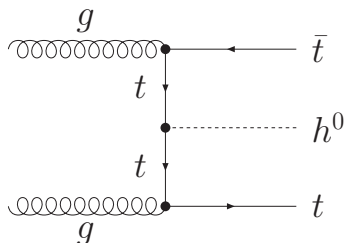
● **Vector-Boson Fusion**



● **Associated Production with a Gauge Boson**



● **Associated Production with Top-Quark–Antiquark Pair**



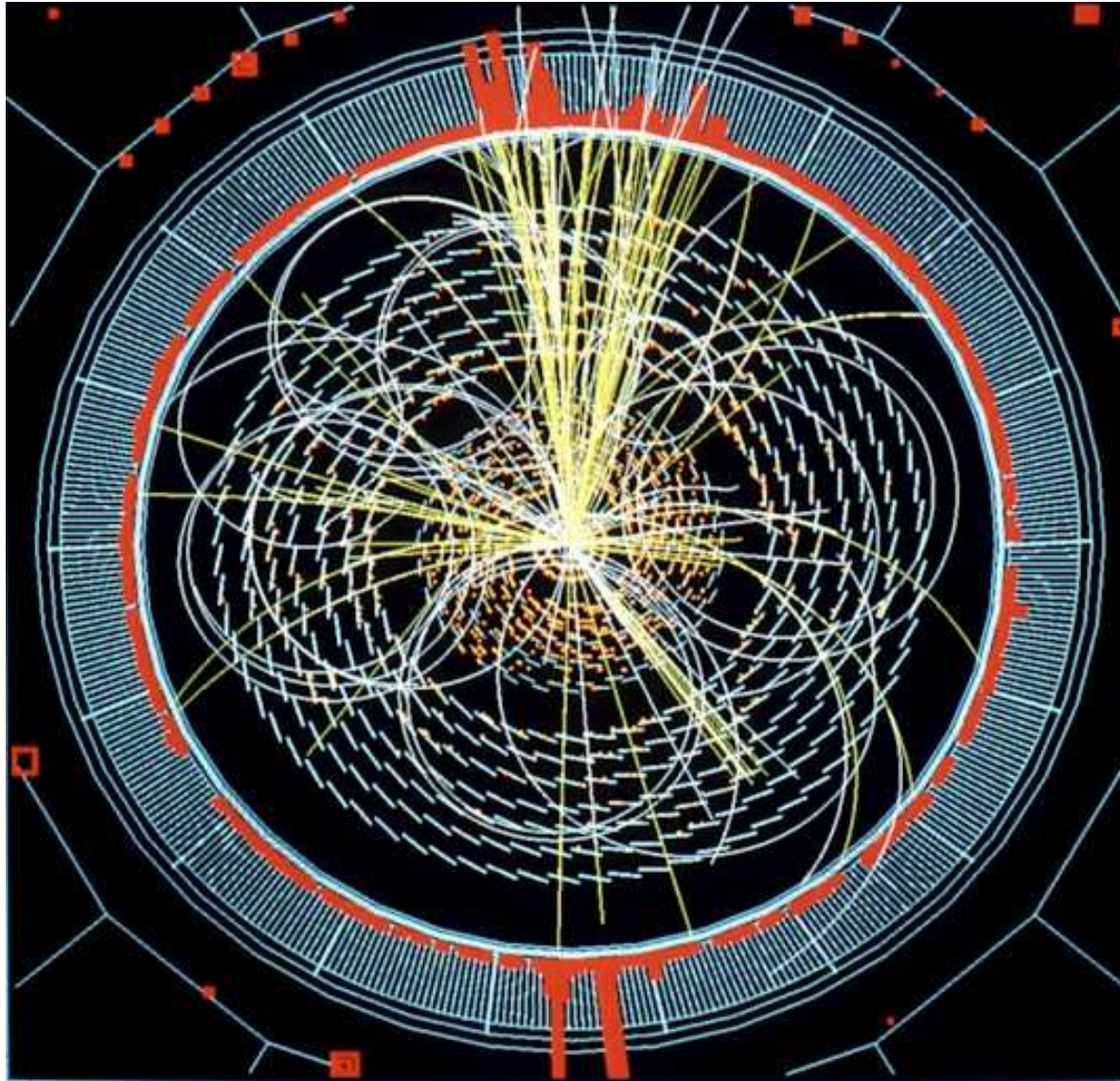
# A Higgs event



[picture by Alan Walker/CERN]



# A Higgs event

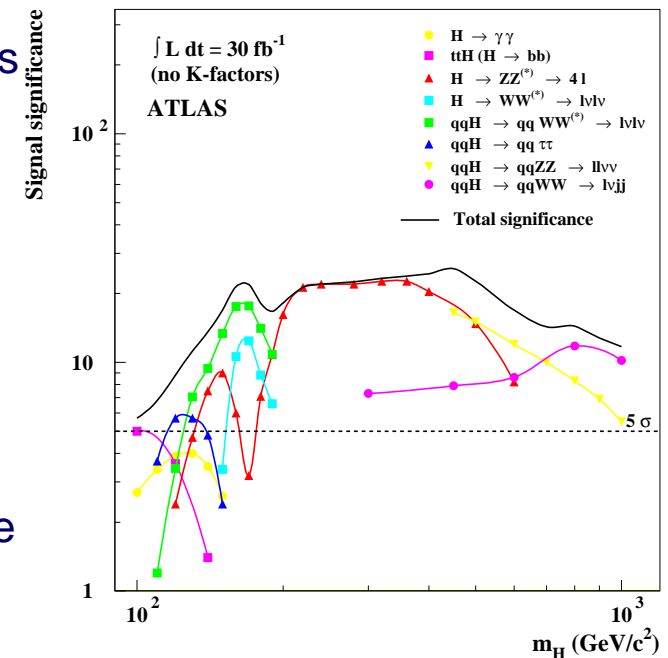
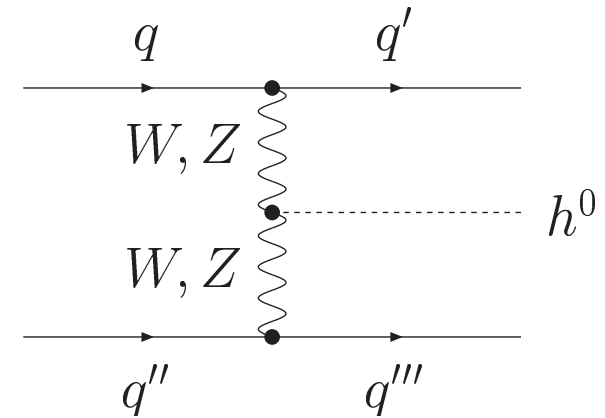


CMS event  $H \rightarrow ZZ \rightarrow e^+e^- \bar{q}q$

[CMS/CERN]

# Higgs Production via Vector Boson Fusion

- Second-largest production cross section of Higgs bosons at the LHC (after gluon-gluon fusion)
- Distinct kinematic properties:
  - 2 jets in forward regions of the detector
  - Reduced jet activity in central region
  - central Higgs boson
- Most promising channel for early discovery of the Higgs with  $h^0 \rightarrow \tau^+ \tau^-$  decay
- SM-NLO corrections completely known:  $\mathcal{O}(\alpha_s) \sim 5 - 10\%$ ,  $\mathcal{O}(\alpha) \sim 5\%$   
 [Djouadi, Spira, Zerwas; Han, Valencia, Willenbrock]  
 [Figy, Oleari, Zeppenfeld; Berger, Campbell]  
 [Ciccolini, Denner, Dittmaier]
- Vector-boson-fusion–gluon-gluon interference negligible  
 [Andersen, Binoth, Heinrich, Smillie; Bredenstein, Hagiwara, Jäger]



# Corrected Tree-level Result

Conversion from the known SM result to the MSSM:

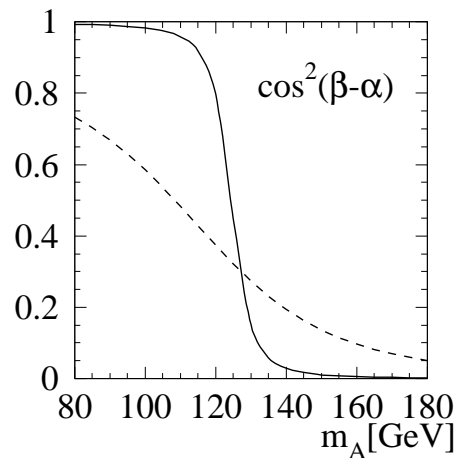
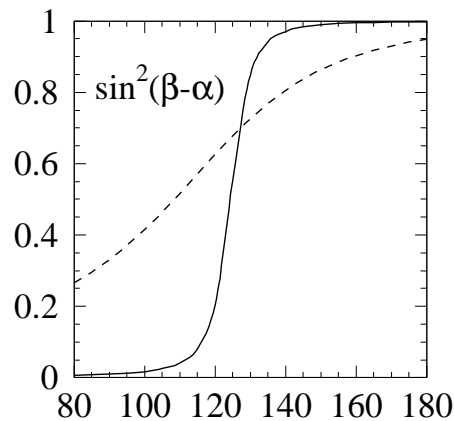
- Replace SM-Higgs boson with (SM-like) MSSM  $h^0$ -Boson

- Vector-Boson–Vector-Boson–Higgs coupling modified by

$$\Gamma_{WW h^0, ZZ h^0}^{MSSM} = \Gamma_{WW H, ZZ H}^{SM} \cdot \sin(\beta - \alpha)$$

- Therefore change of total cross section as

$$\sigma^{MSSM} = \sigma^{SM} \cdot \sin(\beta - \alpha)^2$$



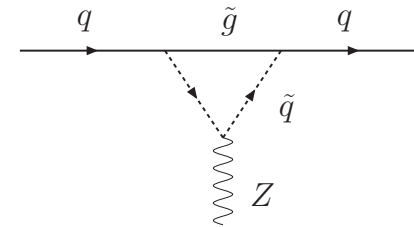
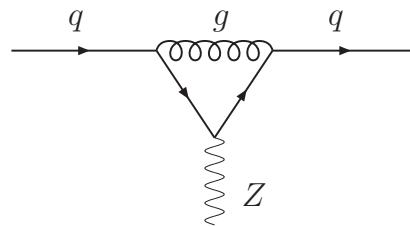
$$\tan \beta = \begin{cases} 4 & \text{dashed} \\ 30 & \text{solid} \end{cases}$$

[Plehn, Rainwater, Zeppenfeld 1999]

- $\sin(\beta - \alpha)^2$  close to 1 for large parts of the parameter space
- $\Rightarrow$  Couplings of the  $h^0$  SM-like
- Loop corrections induced by SUSY particles?
- Additional contributions to cross sections

# Additional Loop Corrections

- SM is subsector of the full MSSM
- $\Rightarrow$  SM loop corrections form part of the full MSSM set
- R-parity conservation allows separation of SM and SUSY part at one-loop level



(loop consists either of SM

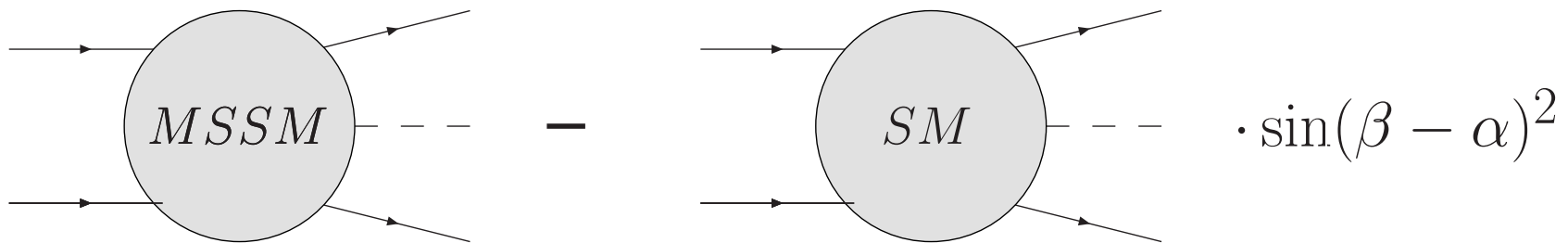
or SUSY

particles)

- Not completely true in the Higgs sector:
  - MSSM is a (type-II) Two-Higgs doublet model (THDM)
  - Some THDM parameters fixed by SUSY relations (e.g.  $m_{h^0}$  not a free parameter any longer)
  - Renormalisation in the Higgs sector requires both SM and SUSY part so that divergencies cancel (depending on renormalization scheme)
- Split between SM and additional SUSY contribution more difficult

# SUSY=MSSM-SM

- SM part (QCD and EW) already calculated
- Simple transfer to MSSM by  $\sigma^{SM(MSSM)} = \sigma^{SM} \cdot \sin(\beta - \alpha)^2$
- In the end want one-loop corrections for complete MSSM
- $\Rightarrow$  Subtract SM part from MSSM to obtain additional SUSY contribution

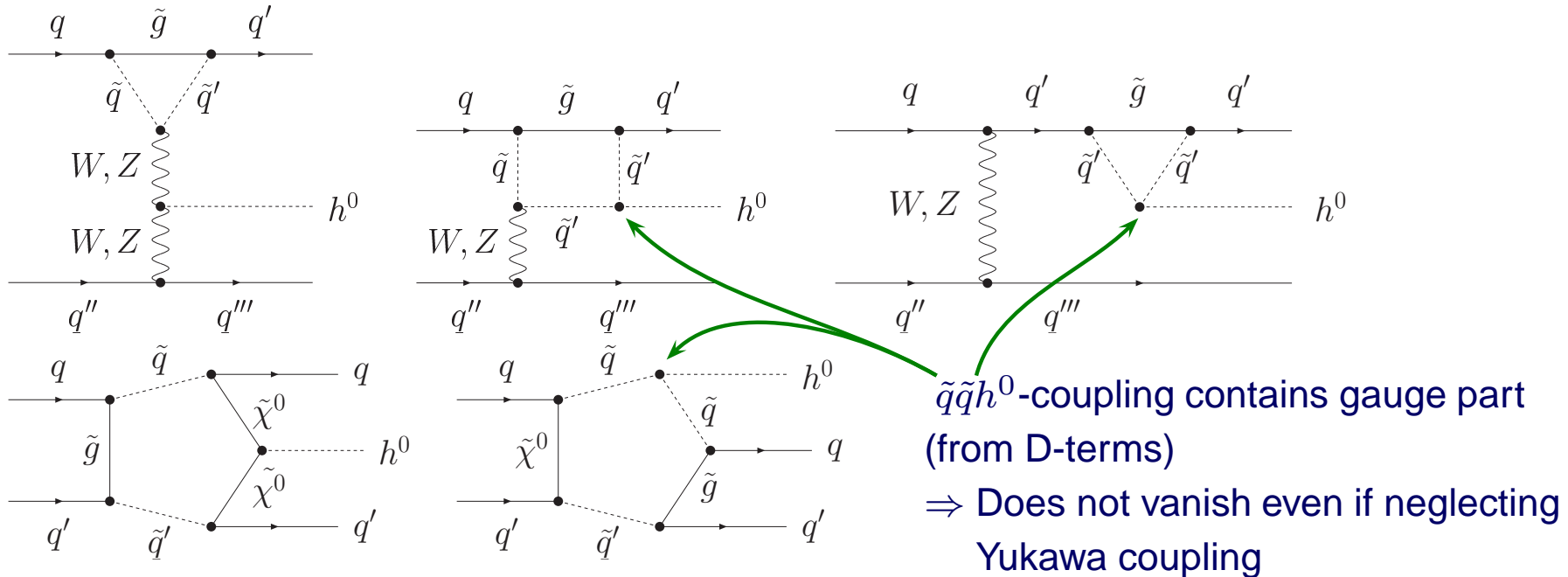


using  $m_H^{SM} = m_{h^0}^{MSSM}$

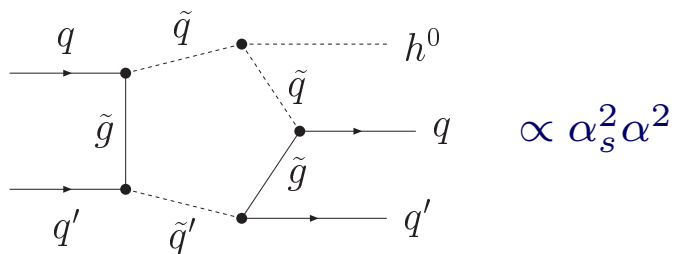
- Subtraction performed on amplitude level
- Cross-check that for non-Higgs couplings this corresponds to just omitting the SM particles

# Strong Corrections

Strong ( $\mathcal{O}(\alpha_s)$ ) corrections:



Additional possibility for pentagon diagrams:

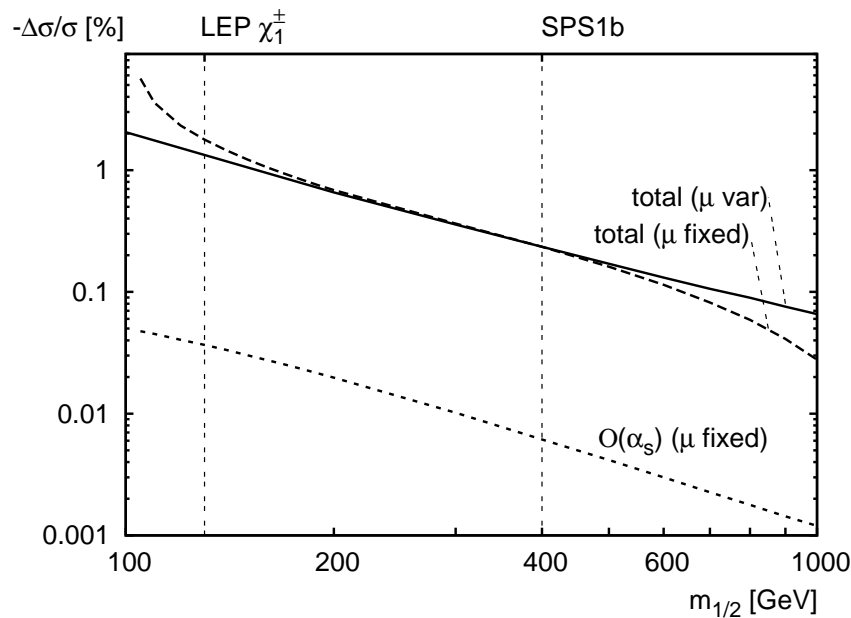


Using  $\alpha_s^2 \sim \alpha$  same order as tree-level  
 However, not same kinematic structure as  
 tree-level diagram  
 $\Rightarrow$  Greatly reduced by kinematic cuts

# Numerical Results

Size of the supersymmetric corrections:

(SPS: Set of reference points which probe “typical” parts of the supersymmetric parameter space)



⇒ Typical corrections at or below 1%

⇒ Can reach up to 4% for parameter points still allowed

⇒ Need to be included for a precision analysis of the Higgs sector

	$\Delta\sigma/\sigma$ [%]			all
	$WW h$ $+ZZ h$	$\mathcal{O}(\alpha)$	$\mathcal{O}(\alpha_s)$	
SPS1a	-0.329	-0.469	-0.015	-0.484
SPS1b	-0.162	-0.229	-0.006	-0.235
SPS2	-0.147	0.129	-0.002	-0.131
SPS3	-0.146	-0.216	-0.006	-0.222
SPS4	-0.258	-0.355	-0.008	-0.363
SPS5	-0.606	-0.912	-0.010	-0.922
SPS6	-0.226	-0.309	-0.010	-0.319
SPS7	-0.206	-0.317	-0.006	-0.323
SPS8	-0.157	-0.206	-0.004	-0.210
SPS9	-0.094	-0.071	-0.003	-0.074

# Reconstructing the Supersymmetric Lagrangian with



(in collaboration with Rémi Lafaye, Tilman Plehn, Dirk Zerwas)



# Determining SUSY parameters

nowadays:

## Parameters in the Lagrangian

$m_0, \mu, \tan(\beta), M_{\{1,2,3\}}, \dots$

Feynman diagrams,  
RG evolution, ...

Observables:

- Masses
- Kinematic endpoints
- Cross sections
- Branching ratios
- ...

after SUSY discovery:

## Observables

$m_{h^0}, \Delta m_{\tilde{g}\chi_1^0}, \text{three-particle edge}(\chi_4^0, \tilde{e}_L, \chi_1^0), \text{BR}, \dots$

?

Lagrangian parameters

$M_1$	<input type="text"/> $\pm$ <input type="text"/> GeV
$M_2$	<input type="text"/> $\pm$ <input type="text"/> GeV
$M_3$	<input type="text"/> $\pm$ <input type="text"/> GeV
$\mu$	<input type="text"/> $\pm$ <input type="text"/> GeV
$\tan \beta$	<input type="text"/> $\pm$ <input type="text"/>
...	...

⇒ Tools to reconstruct SUSY parameters

# What SFitter does

- Set of measurements
  - LHC measurements:  
kinematic edges, thresholds, masses, mass differences  
cross sections, branching ratios
  - ILC measurements
  - Indirect Constraints  
electro-weak:  $M_W$ ,  $\sin^2 \theta_W$ ;  $(g - 2)_\mu$   
flavour:  $\text{BR}(b \rightarrow s\gamma)$ ,  $\text{BR}(B_s \rightarrow \mu^+ \mu^-)$ ; dark matter:  $\Omega h^2$
  - or even ATLAS and CMS measurements separately
- Compare to theoretical predictions
  - Spectrum calculators: SoftSUSY, SuSPECT, ISASUSY  
[Allanach; Djouadi, Kneur, Moutaka; Baer, Paige, Protopopescu, Tata]
  - LHC cross sections: Prospino2 [Plehn et al.]
  - LC cross sections: MsmLib [Ganis]
  - Branching Ratios: SUSYHit (HDecay + SDecay) [Djouadi, Mühleitner, Spira]
  - micrOMEGAs [Bélanger, Boudjema, Pukhov, Semenov]
  - g-2 [Alexander, Stöckinger]
- Using as glue: SLHAio [Kreiss]

# Parameter Scans

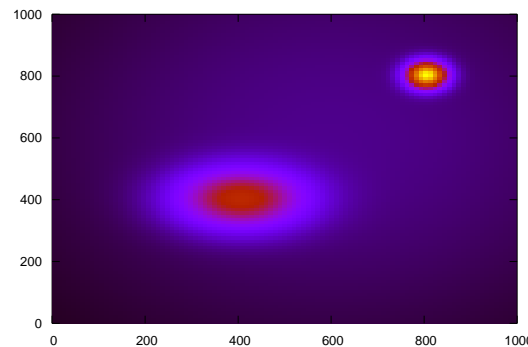
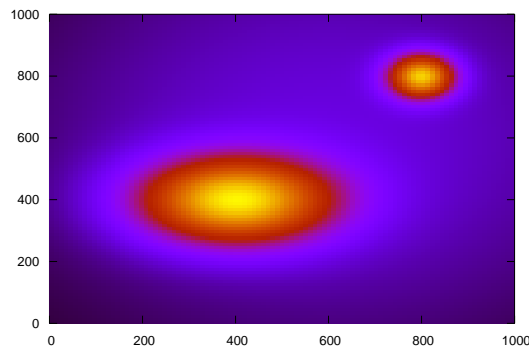
- MSSM parameter space is high-dimensional:
  - SM: 3+ parameters ( $m_t, \alpha_s, \alpha, \dots$ )
  - mSUGRA: 5 parameters ( $m_0, m_{1/2}, A_0, \tan(\beta), \text{sgn}(\mu)$ )
  - General MSSM: 105 parameters
- On loop-level observables depend on every parameter  
Simple inversion of the relations not possible  
⇒ Parameter scans
- Error estimates on parameters in the minimum

# Parameter Scans

- MSSM parameter space is high-dimensional:
  - SM: 3+ parameters ( $m_t, \alpha_s, \alpha, \dots$ )
  - mSUGRA: 5 parameters ( $m_0, m_{1/2}, A_0, \tan(\beta), \text{sgn}(\mu)$ )
  - General MSSM: 105 parameters
- On loop-level observables depend on every parameter  
Simple inversion of the relations not possible  
 $\Rightarrow$  Parameter scans
- Error estimates on parameters in the minimum

Find best points (best  $\chi^2$ ) using different fitting techniques:

- Gradient search (Minuit)  $\left( \begin{array}{l} + \text{ Reasonably fast} \\ - \text{ Limited convergence, only best fit} \end{array} \right)$



# Parameter Scans

- MSSM parameter space is high-dimensional:
  - SM: 3+ parameters ( $m_t, \alpha_s, \alpha, \dots$ )
  - mSUGRA: 5 parameters ( $m_0, m_{1/2}, A_0, \tan(\beta), \text{sgn}(\mu)$ )
  - General MSSM: 105 parameters
- On loop-level observables depend on every parameter  
Simple inversion of the relations not possible  
 $\Rightarrow$  Parameter scans
- Error estimates on parameters in the minimum

Find best points (best  $\chi^2$ ) using different fitting techniques:

- Gradient search (Minuit)  $\left( \begin{array}{l} + \text{ Reasonably fast} \\ - \text{ Limited convergence, only best fit} \end{array} \right)$
- fixed Grid scan  $\left( \begin{array}{l} + \text{ scans complete parameter space} \\ - \text{ many points needed } (\mathcal{O}(e^N)) \end{array} \right)$

# Parameter Scans

- MSSM parameter space is high-dimensional:
  - SM: 3+ parameters ( $m_t, \alpha_s, \alpha, \dots$ )
  - mSUGRA: 5 parameters ( $m_0, m_{1/2}, A_0, \tan(\beta), \text{sgn}(\mu)$ )
  - General MSSM: 105 parameters
- On loop-level observables depend on every parameter  
Simple inversion of the relations not possible  
⇒ Parameter scans
- Error estimates on parameters in the minimum

Find best points (best  $\chi^2$ ) using different fitting techniques:

- Gradient search (Minuit)  $\left( \begin{array}{l} + \text{ Reasonably fast} \\ - \text{ Limited convergence, only best fit} \end{array} \right)$
- fixed Grid scan  $\left( \begin{array}{l} + \text{ scans complete parameter space} \\ - \text{ many points needed } (\mathcal{O}(e^N)) \end{array} \right)$
- (Simulated Annealing → Fittino)
- Weighted Markov Chains

[Bechtle, Desch, Wienemann]

# Markov Chains

## Markov Chain (MC):

- Sequence of points, chosen by an algorithm (Metropolis-Hastings), only depending on its direct predecessor
- Picks a set of "average" points according to a potential  $V$  (e.g. inverse log-likelihood,  $1/\chi^2$ )
- Point density resembles the value of  $V$  (i.e. more points in region with high  $V$ )
- Scans high dimensional parameter spaces efficiently [Baltz, Gondolo 2004]
- mSUGRA MC scans with current exp. limits

[Allanach, Cranmer, Lester, Weber 2005-7; Roszkowski, Ruiz de Austra, Trotta 2006/7]

# Weighted Markov Chains

## Weighted Markov Chains:

Improved evaluation algorithm for binning:

[Plehn, MR]

- Weight points with value of  $V$ :
  - Take care of
    - Overcounting because point density is already weighted ( $\frac{\text{number of points}}{\sum_{\text{points}} 1/V(\text{point})}$ )  
[based on Ferrenberg, Swendsen 1988]
    - Correct account for regions with zero probability  
(maintain additional chain which stores points rejected because  $V(\text{point}) = 0$ )
- 
- + Fast scans of high-dimensional spaces  $\mathcal{O}(N)$
  - + Does not rely on shape of  $\chi^2$  (no derivatives used)
  - + Can find secondary distinct solutions
  - Exact minimum difficult to find  $\Rightarrow$  Additional gradient fit
  - Bad choice of proposal function for next point leads to bad coverage of the space

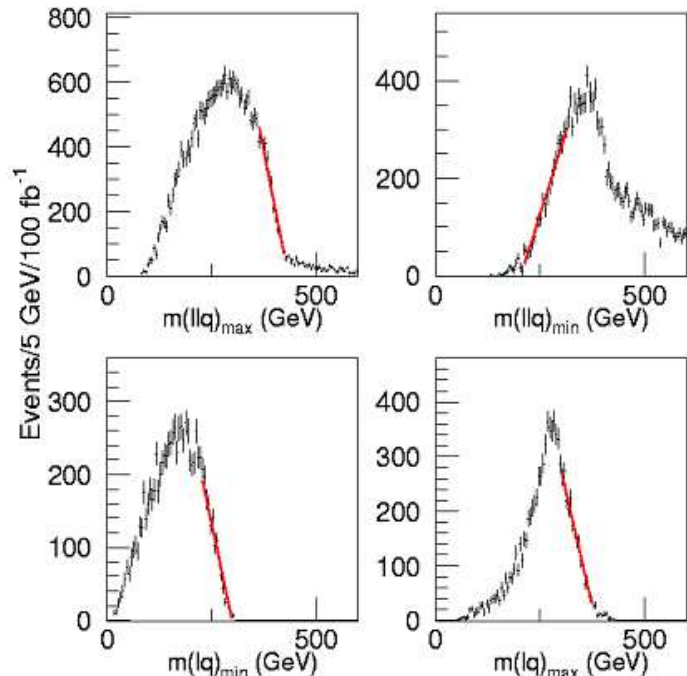
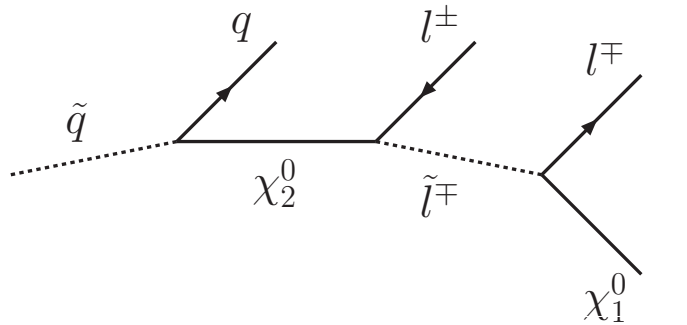


# Experimental Input (Edges)

mSUGRA SPS1a as a benchmark point:

$m_0 = 100 \text{ GeV}$ ,  $m_{1/2} = 250 \text{ GeV}$ ,  $A_0 = -100 \text{ GeV}$ ,  $\tan \beta = 10$ ,  $\text{sgn } \mu = +1$ ,  $m_t = 171.4 \text{ GeV}$

LHC “experimental” data from cascade decays (best precision obtainable)



Measurement	Value ( GeV )	Errors ( GeV )	
		(stat)	(syst)
$(m_{llq}^{\max})$ : Edge( $\tilde{q}_L, \chi_2^0, \chi_1^0$ )	446.44	1.4	4.3
$(m_{llq}^{\min})$ : Thres( $\tilde{q}_L, \chi_2^0, \tilde{\mu}_R, \chi_1^0$ )	211.95	1.6	2.0
$(m_{lq}^{\text{low}})$ : Edge( $\tilde{c}_L, \chi_2^0, \tilde{\mu}_R$ )	316.51	0.9	3.0
$(m_{lq}^{\text{high}})$ : Edge( $\tilde{c}_L, \chi_2^0, \tilde{\mu}_R, \chi_1^0$ )	392.80	1.0	3.8
...	...	...	...

Theoretical Errors:

- mSUGRA: 3% for gluino and squark masses, 1% for all other sparticle masses
- MSSM: 1% for gluino and squark masses, 0.5% for all other sparticle masses
- $m_{h^0}$ : 2 GeV (unknown higher order terms)

# mSUGRA as a Toy Model

mSUGRA with LHC measurements (SPS1a kinematic edges):  
 pick one set of "measurements", randomly smeared from the true values

Free parameters:

$m_0, m_{1/2}, \tan(\beta), A_0, \text{sgn}(\mu), m_t$

SFitter output 1:

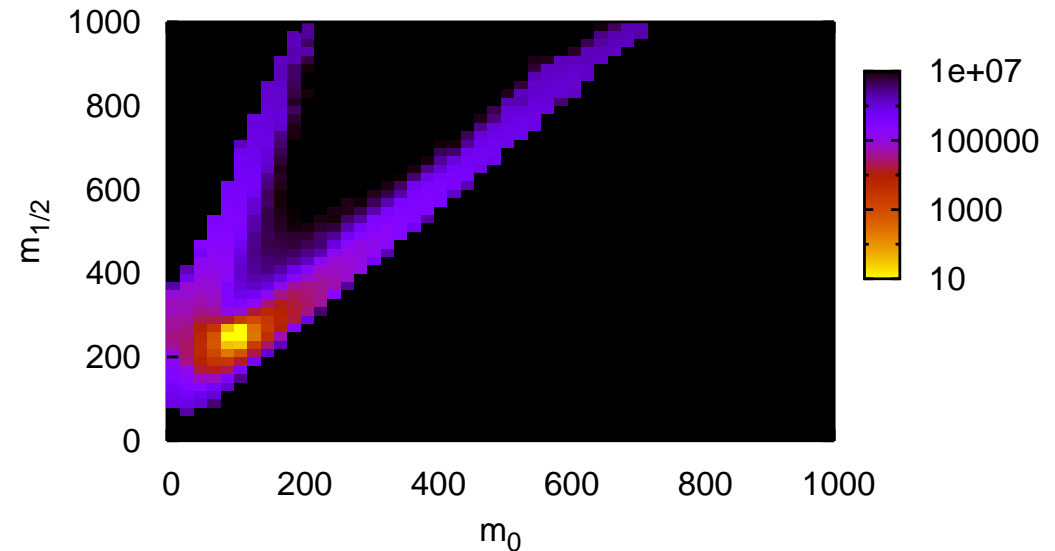
Fully-dimensional exclusive likelihood map

(colour:

minimum  $\chi^2$  over all unseen parameters)

SFitter output 2:

Ranked list of minima:



	$\chi^2$	$m_0$	$m_{1/2}$	$\tan(\beta)$	$A_0$	$\mu$	$m_t$
SPS1a		100.0	250.0	10.0	-100.0	+	171.4
1)	0.09	102.0	254.0	11.5	-95.2	+	172.4
2)	1.50	104.8	242.1	12.9	-174.4	-	172.3
3)	73.2	108.1	266.4	14.6	742.4	+	173.7
4)	139.5	112.1	261.0	18.0	632.6	-	173.0

# Error determination

Treatment of errors:

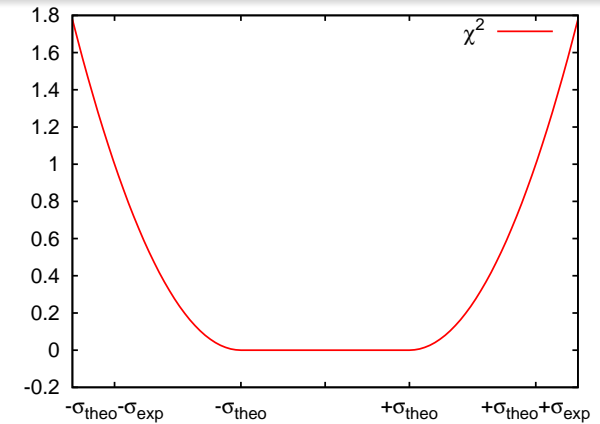
- All experimental errors are Gaussian

$$\sigma_{\text{exp}}^2 = \sigma_{\text{stat}}^2 + \sigma_{\text{syst}(j)}^2 + \sigma_{\text{syst}(l)}^2$$

- Systematic errors from jet ( $\sigma_{\text{syst}(j)}$ ) and lepton energy scale ( $\sigma_{\text{syst}(l)}$ ) assumed 99% correlated each

- Theory error added as box-shaped (RFit scheme [Hoecker, Lacker, Laplace, Lediberder])

$$\Rightarrow -2 \log L \equiv \chi^2 = \sum_{\text{measurements}} \begin{cases} 0 & \text{for } |x_{\text{data}} - x_{\text{pred}}| < \sigma_{\text{theo}} \\ \left( \frac{|x_{\text{data}} - x_{\text{pred}}| - \sigma_{\text{theo}}}{\sigma_{\text{exp}}} \right)^2 & \text{for } |x_{\text{data}} - x_{\text{pred}}| \geq \sigma_{\text{theo}} \end{cases}$$



⇒ Parameter errors:

	SPS1a	$\Delta_{\text{zero}}^{\text{theo-exp}}$	$\Delta_{\text{zero}}^{\text{theo-exp}}$	$\Delta_{\text{gauss}}^{\text{theo-exp}}$	$\Delta_{\text{flat}}^{\text{theo-exp}}$
		LHC masses	LHC edges		
$m_0$	100	4.11	0.50	2.97	2.17
$m_{1/2}$	250	1.81	0.73	2.99	2.64
$\tan \beta$	10	1.69	0.65	3.36	2.45
$A_0$	-100	36.2	21.2	51.5	49.6
$m_t$	171.4	0.94	0.26	0.89	0.97

⇒ Use kinematic edges for parameter determination instead of masses

# Weak-scale MSSM

- No need to assume specific SUSY-breaking scenario  
⇒ SUSY-breaking mechanism should be induced from data
- Use of Markov Chains makes scanning the 19-dimensional parameter space feasible
- Lack of sensitivity on one parameter does not slow down the scan  
(no need to fix parameters)
- Same SFitter output as before: Minima list and Likelihood map

# Weak-scale MSSM

- No need to assume specific SUSY-breaking scenario  
⇒ SUSY-breaking mechanism should be induced from data
- Use of Markov Chains makes scanning the 19-dimensional parameter space feasible
- Lack of sensitivity on one parameter does not slow down the scan  
(no need to fix parameters)
- Same SFitter output as before: Minima list and Likelihood map

Full scan of 19D parameter space challenging

Four-step procedure yields better and faster results:

- Weighted-Markov-Chain run with flat pdf over full parameter space  
5 best points additionally minimised  
(full scan, no bias on starting point)

# Weak-scale MSSM

- No need to assume specific SUSY-breaking scenario  
⇒ SUSY-breaking mechanism should be induced from data
- Use of Markov Chains makes scanning the 19-dimensional parameter space feasible
- Lack of sensitivity on one parameter does not slow down the scan  
(no need to fix parameters)
- Same SFitter output as before: Minima list and Likelihood map

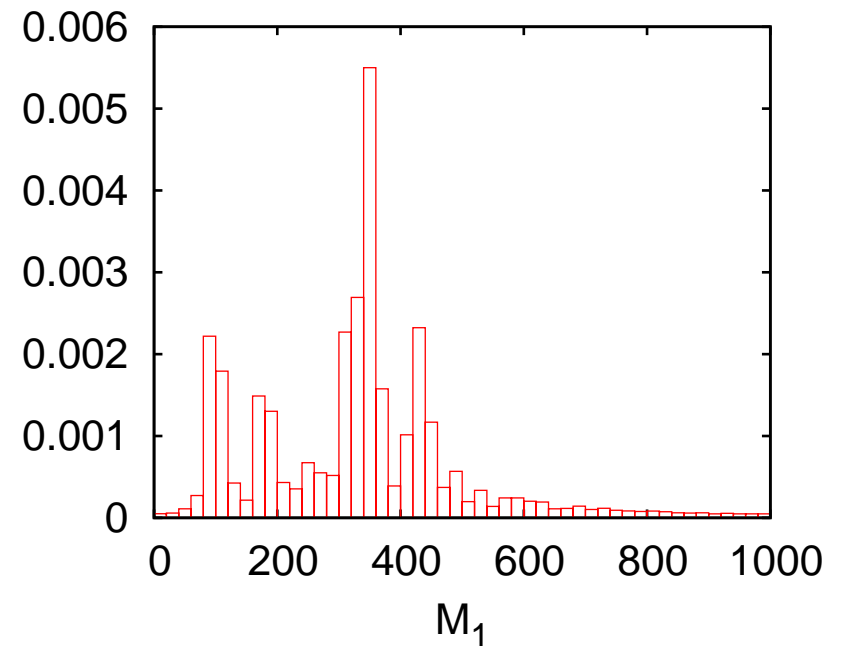
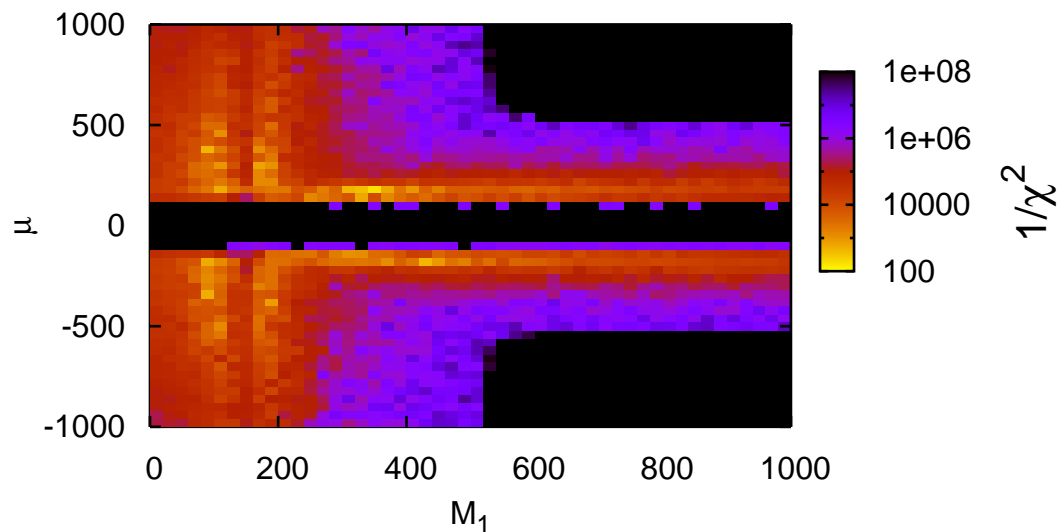
Full scan of 19D parameter space challenging

Four-step procedure yields better and faster results:

- Weighted-Markov-Chain run with flat pdf over full parameter space  
5 best points additionally minimised  
(full scan, no bias on starting point)
- Weighted-Markov Chain with flat pdf on Gaugino-Higgsino subspace:  
 $M_1, M_2, M_3, \mu, \tan \beta, m_t$   
Additional Minuit run with 15 best solutions

# Search Strategy (2) - results

- Only three neutralinos ( $\chi_1^0, \chi_2^0, \chi_4^0$ ) with masses (97.2 GeV, 180.5 GeV, 375.6 GeV) and no charginos observable at the LHC in SPS1a
- $\Rightarrow$  Mapping  $(M_1, M_2, \mu) \rightarrow (\chi_1^0, \chi_2^0, \chi_4^0)$  not unique
- $\text{sgn } \mu$  basically undetermined by collider data
- $\Rightarrow$  8-fold solution



# Search Strategy (2) - results

- Only three neutralinos ( $\chi_1^0, \chi_2^0, \chi_4^0$ ) with masses (97.2 GeV , 180.5 GeV , 375.6 GeV ) and no charginos observable at the LHC in SPS1a
- $\Rightarrow$  Mapping  $(M_1, M_2, \mu) \rightarrow (\chi_1^0, \chi_2^0, \chi_4^0)$  not unique
- $\text{sgn } \mu$  basically undetermined by collider data
- $\Rightarrow$  8-fold solution

	$\mu < 0$				$\mu > 0$			
					SPS1a			
$M_1$	96.6	175.1	103.5	365.8	98.3	176.4	105.9	365.3
$M_2$	181.2	98.4	350.0	130.9	187.5	103.9	348.4	137.8
$\mu$	-354.1	-357.6	-177.7	-159.9	347.8	352.6	178.0	161.5
$\tan \beta$	14.6	14.5	29.1	32.1	15.0	14.8	29.2	32.1
$M_3$	583.2	583.3	583.3	583.5	583.1	583.1	583.3	583.4
$m_t$	171.4	171.4	171.4	171.4	171.4	171.4	171.4	171.4



# Search Strategy (3+4)

Full scan of 19D parameter space challenging

Four-step procedure yields better and faster results:

- Weighted-Markov-Chain run with flat pdf over full parameter space  
5 best points additionally minimised  
(full scan, no bias on starting point)
- Weighted-Markov Chain with flat pdf on Gaugino-Higgsino subspace:  
 $M_1, M_2, M_3, \mu, \tan \beta, m_t$   
Additional Minuit run with 15 best solutions
- Weighted-Markov Chain with Breit-Wigner-shaped pdf on remaining parameters for all solutions of previous step  
Minimisation for best 5 points
- Minuit run for best points of last step keeping all parameters variable

# Best points

	$\mu < 0$				$\mu > 0$			
					SPS1a			
$M_1$	96.6	175.1	103.5	365.8	98.3	176.4	105.9	365.3
$M_2$	181.2	98.4	350.0	130.9	187.5	103.9	348.4	137.8
$\mu$	-354.1	-357.6	-177.7	-159.9	347.8	352.6	178.0	161.5
$\tan \beta$	14.6	14.5	29.1	32.1	15.0	14.8	29.2	32.1
$M_3$	583.2	583.3	583.3	583.5	583.1	583.1	583.3	583.4
$M_{\tilde{\tau}_L}$	114.9	2704.3	128.3	4794.2	128.0	229.9	3269.3	118.6
$M_{\tilde{\tau}_R}$	348.8	129.9	1292.7	130.1	2266.5	138.5	129.9	255.1
$M_{\tilde{\mu}_L}$	192.7	192.7	192.7	192.9	192.6	192.6	192.7	192.8
$M_{\tilde{\mu}_R}$	131.1	131.1	131.1	131.3	131.0	131.0	131.1	131.2
$M_{\tilde{e}_L}$	186.3	186.4	186.4	186.5	186.2	186.2	186.4	186.4
$M_{\tilde{e}_R}$	131.5	131.5	131.6	131.7	131.4	131.4	131.5	131.6
$M_{\tilde{q}_{3L}}$	497.1	497.2	494.1	494.0	495.6	495.6	495.8	495.0
$M_{\tilde{t}_R}$	1073.9	920.3	547.9	950.8	547.9	460.5	978.2	520.0
$M_{\tilde{b}_R}$	497.3	497.3	500.4	500.9	498.5	498.5	498.7	499.6
$M_{\tilde{q}_L}$	525.1	525.2	525.3	525.5	525.0	525.0	525.2	525.3
$M_{\tilde{q}_R}$	511.3	511.3	511.4	511.5	511.2	511.2	511.4	511.5
$A_t (-)$	-252.3	-348.4	-477.1	-259.0	-470.0	-484.3	-243.4	-465.7
$A_t (+)$	384.9	481.8	641.5	432.5	739.2	774.7	440.5	656.9
$m_A$	350.3	725.8	263.1	1020.0	171.6	156.5	897.6	256.1
$m_t$	171.4	171.4	171.4	171.4	171.4	171.4	171.4	171.4

# Degenerate Solutions

- In total 19 parameters constrained by 22 measurements
- Measurements constructed from only 15 underlying masses
- $\Rightarrow$  Complete determination of parameter set not possible
- Five parameters not well constrained
  - $m_A$ 
    - $\leftarrow$  no heavy Higgses measurable
  - $M_{\tilde{t}_R}$
  - $A_t$ 
    - $\leftarrow$  stop sector parameters do not enter edge measurements
  - $M_{\tilde{\tau}_L}$  or  $M_{\tilde{\tau}_R}$ 
    - $\leftarrow$  only the lighter stau measured
  - $\tan \beta$ 
    - $\leftarrow$  change can always be accommodated by rotating  $M_1, M_2, M_{\tilde{q}_3}, \dots$
- Single common link:  $m_{h^0}$
- $\Rightarrow$  4-dimensional hyperplane in parameter space undetermined
- Can still assign errors to some of the badly determined parameters

# Error analysis

- Technical procedure as in mSUGRA case:
  - 10000 smeared data sets
  - Minimum determined for each data set individually
  - Error determined from fit with Gaussian
- Most constrained parameters determinable with  $\sim 5\%$  accuracy
- Inclusion of theory errors leads to an increase of factor 2 on the parameter errors
- ILC data complementary to LHC
- Combination of the two experiments allows for precise determination of all parameters

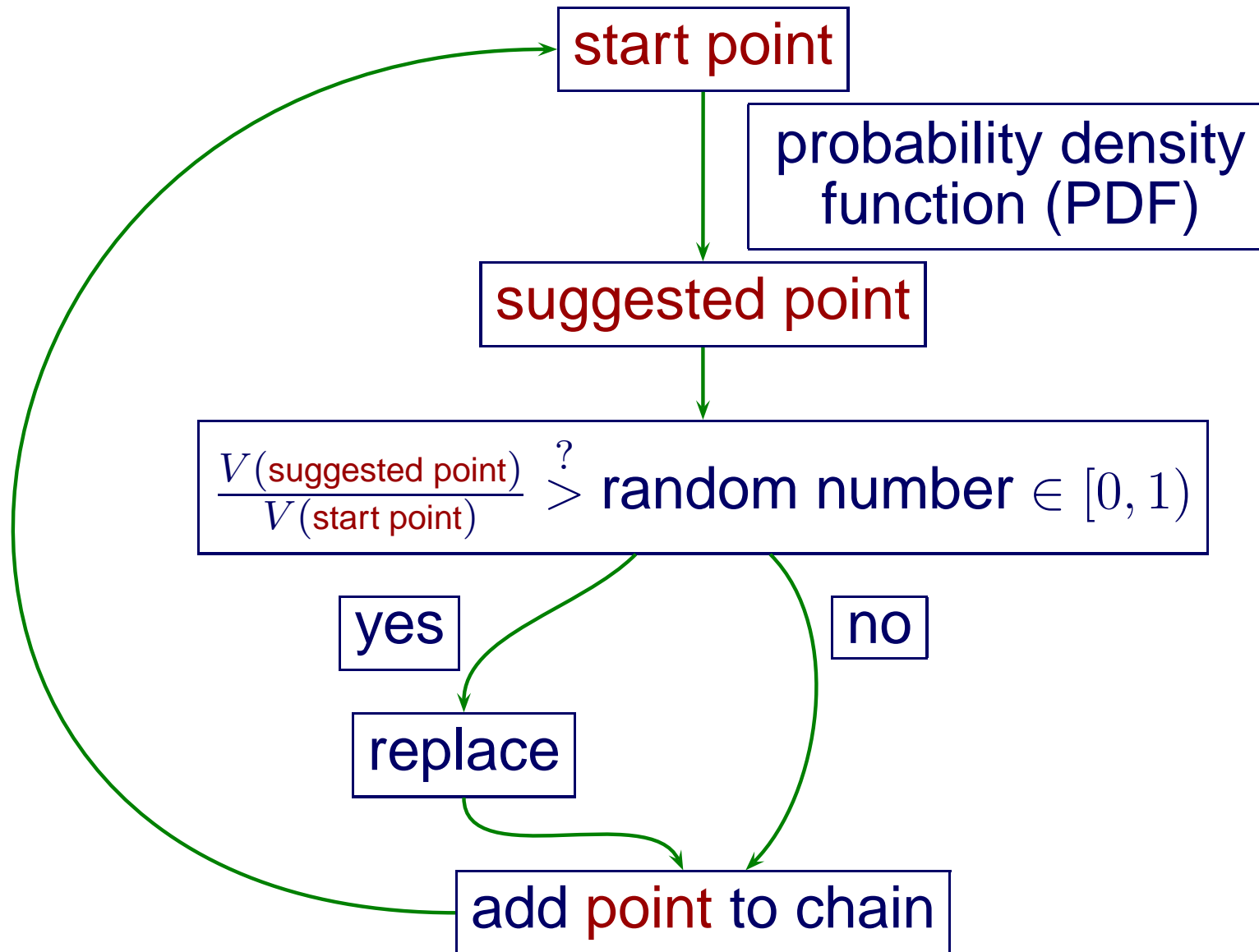
	LHC		ILC		LHC+ILC	SPS1a
$M_1$	$102.1 \pm 7.8$		$103.0 \pm 1.1$		$103.1 \pm 0.84$	103.1
$M_{\tilde{e}_R}$	$135.0 \pm 8.3$		$135.8 \pm 0.81$		$135.9 \pm 0.77$	135.8
$m_A$	$406.3 \pm \mathcal{O}(10^3)$		$393.8 \pm 1.6$		$393.9 \pm 1.6$	394.9
$M_{\tilde{t}_R}$	$415.8 \pm \mathcal{O}(10^2)$		$440.0 \pm \mathcal{O}(4 \cdot 10^2)$		$410.7 \pm 48.4$	408.3

# Summary & Outlook

- Higgs-boson production via Vector Boson Fusion important discovery mode for the Higgs boson and to study electroweak symmetry breaking
- Supersymmetric QCD corrections strongly suppressed
- Supersymmetric electro-weak corrections modify cross section on the percent level
  
- Parameter scans important to determine Lagrangian parameters from observables
- Low-energy supersymmetry fits precision data very well
- Problem of high-dimensional parameter spaces
- Markov Chains can do this effectively
- Improved algorithm developed
- Two types of output: Likelihood map and list of best points
- SFitter (despite its name) not tied to SUSY  
→ extend to other models/problems

# Backup Slides

# Metropolis-Hastings Algorithm



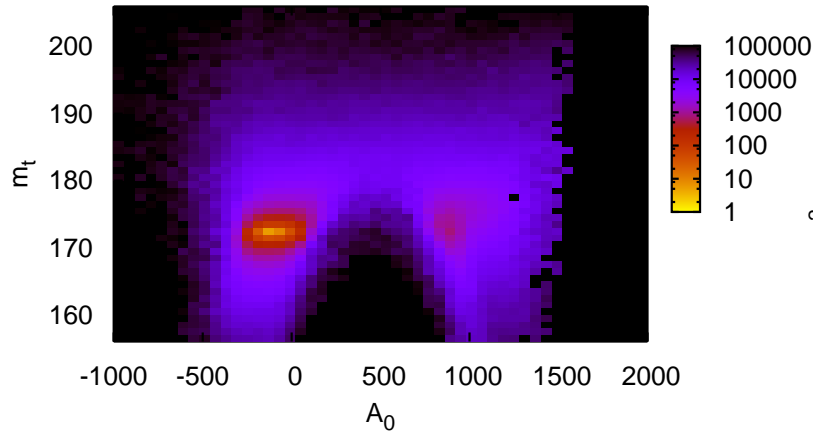
# Experimental Input (edges)

(Obs)	= (meas) $\pm$ (exp) $\pm$ (theo)	
$m_{h^0}$	$= 109.53 \pm 0.25 \pm 2.0$	
$m_t$	$= 171.4 \pm 1.0 \pm 0.0$	
$\Delta m_{\tilde{\mu}_L, \chi_1^0}$	$= 106.26 \pm 1.6 \pm 0.1$	
$\Delta m_{\tilde{g}, \chi_1^0}$	$= 509.96 \pm 2.3 \pm 6.0$	
$\Delta m_{\tilde{c}_R, \chi_1^0}$	$= 450.52 \pm 10.0 \pm 4.2$	
$\Delta m_{\tilde{g}, \tilde{b}_1}$	$= 98.971 \pm 1.5 \pm 1.0$	
$\Delta m_{\tilde{g}, \tilde{b}_2}$	$= 64.016 \pm 2.5 \pm 0.7$	
Edge( $\chi_2^0, \tilde{\mu}_R, \chi_1^0$ )	$= 79.757 \pm 0.03 \pm 0.08$	$(m_{ll}^{\max})$
Edge( $\tilde{c}_L, \chi_2^0, \chi_1^0$ )	$= 446.44 \pm 1.4 \pm 4.3$	$(m_{llq}^{\max})$
Edge( $\tilde{c}_L, \chi_2^0, \tilde{\mu}_R$ )	$= 316.51 \pm 0.9 \pm 3.0$	$(m_{lq}^{\text{low}})$
Edge( $\tilde{c}_L, \chi_2^0, \tilde{\mu}_R, \chi_1^0$ )	$= 392.8 \pm 1.0 \pm 3.8$	$(m_{lq}^{\text{high}})$
Edge( $\chi_4^0, \tilde{\mu}_R, \chi_1^0$ )	$= 257.41 \pm 2.3 \pm 0.3$	$(m_{ll}^{\max}(\chi_4^0))$
Edge( $\chi_4^0, \tilde{\tau}_L, \chi_1^0$ )	$= 82.993 \pm 5.0 \pm 0.8$	$(m_{\tau\tau}^{\max})$
Threshold( $\tilde{c}_L, \chi_2^0, \tilde{\mu}_R, \chi_1^0$ )	$= 211.95 \pm 1.6 \pm 2.0$	$(m_{llq}^{\min})$
Threshold( $\tilde{b}_1, \chi_2^0, \tilde{\mu}_R, \chi_1^0$ )	$= 211.95 \pm 1.6 \pm 2.0$	$(m_{llb}^{\min})$

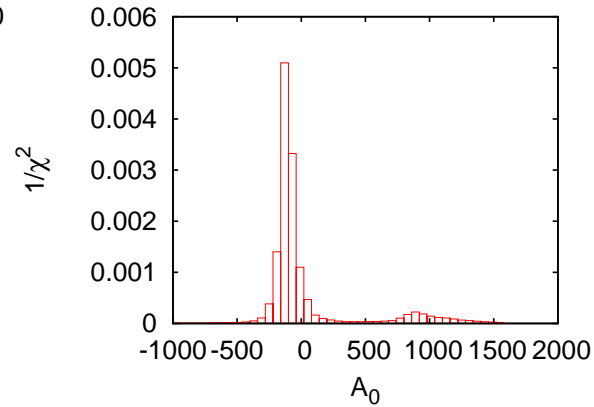


# mSUGRA around Minima – positive $\mu$

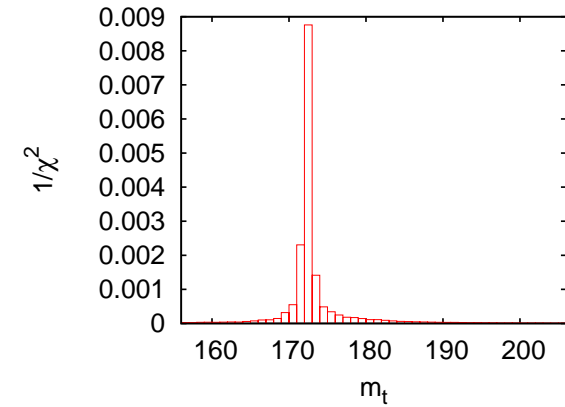
Bayesian



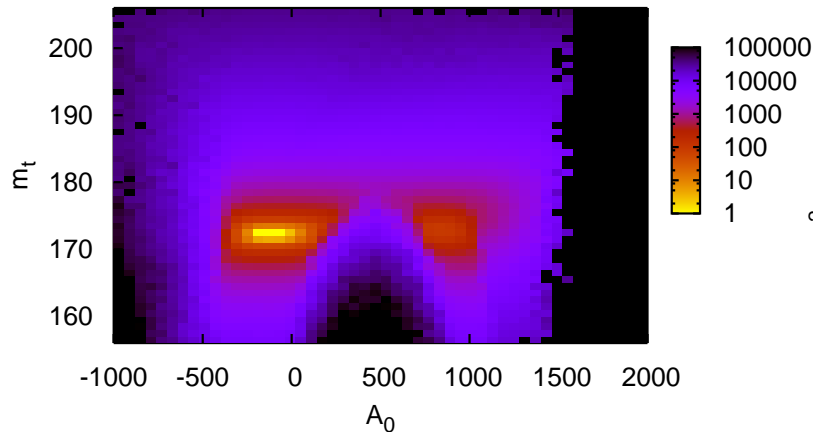
$A_0$



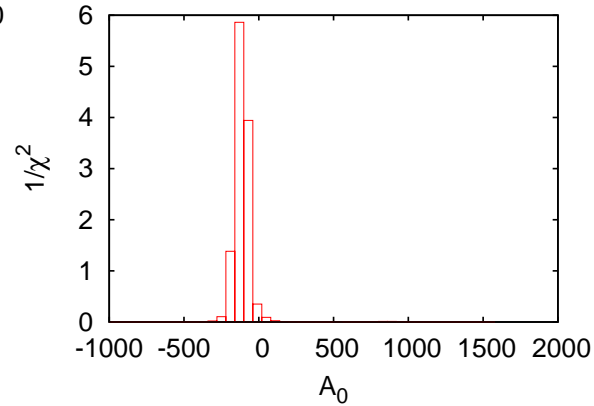
$m_t$



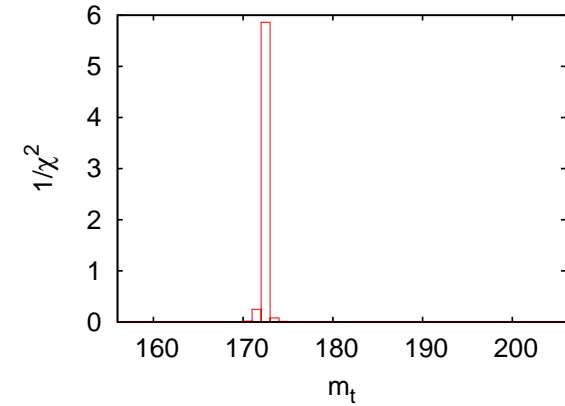
Frequentist



$A_0$

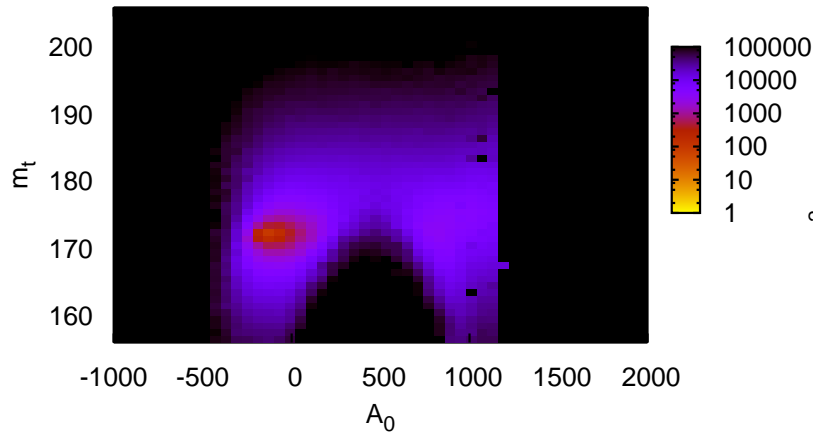


$m_t$

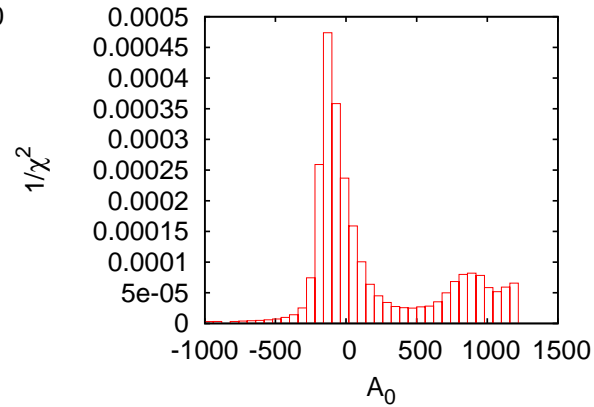


# mSUGRA around Minima – negative $\mu$

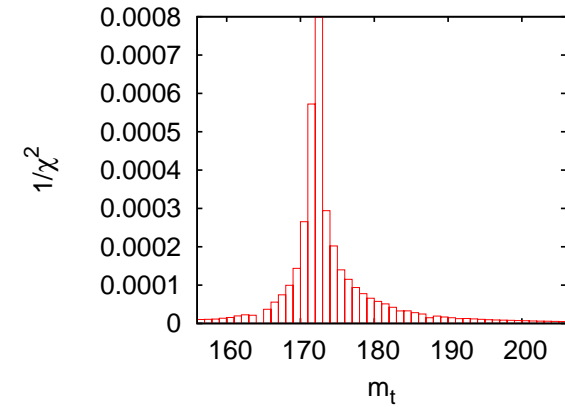
Bayesian



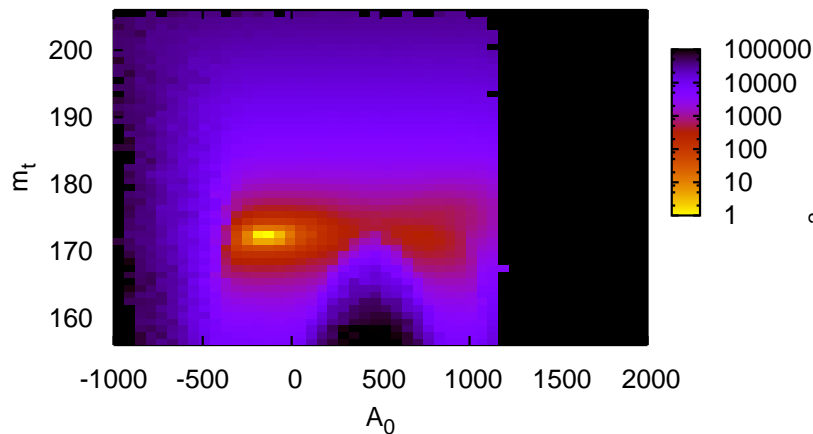
$A_0$



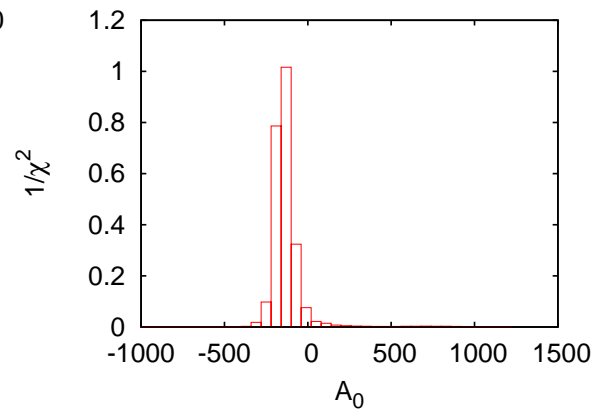
$m_t$



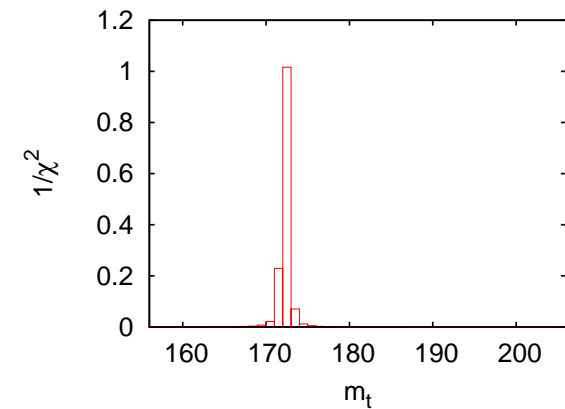
Frequentist



$A_0$



$m_t$



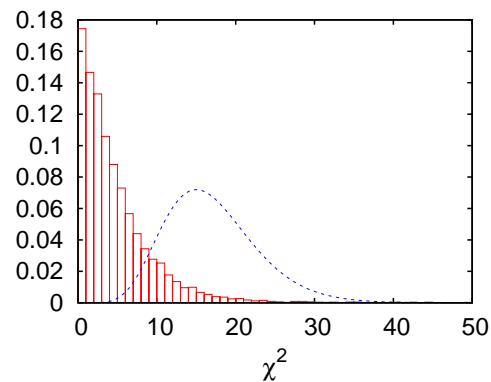
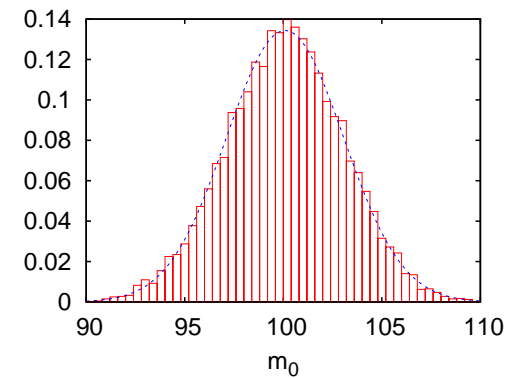
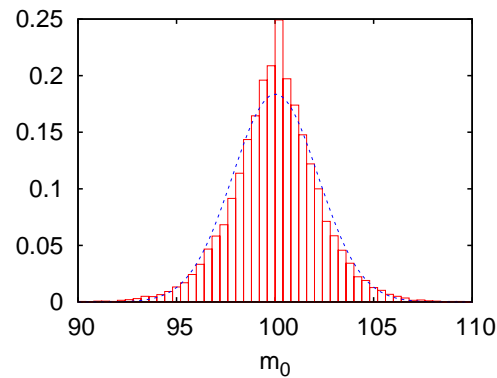
# Error determination

Minuit output not usable for flat theory errors:

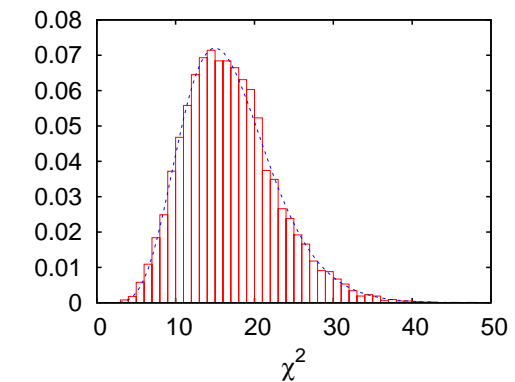
- Migrad function depends on parabolic approximation
- Cannot determine  $\Delta\chi^2$  for Minos to yield 68% CL intervals

⇒ Need more general approach

- Perform 10,000 toy experiments with measurements smeared around correct value
- Minimise each toy experiment
- Plot resulting distribution of parameter points and fit with Gaussian



Flat theory errors



Gaussian theory errors

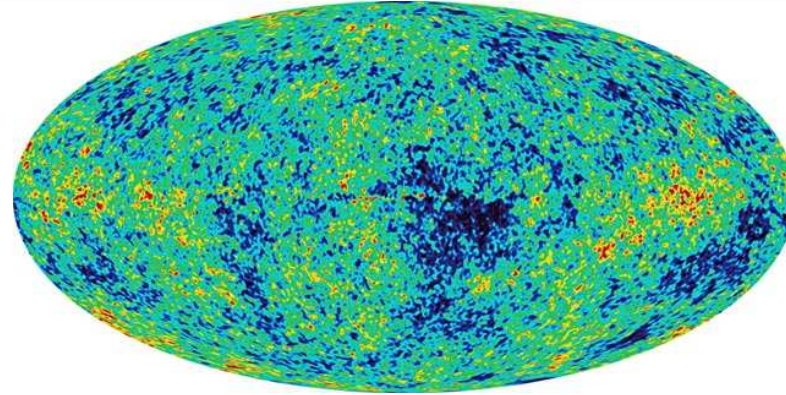
# MSSM errors

	LHC		ILC		LHC+ILC		SPS1a
$\tan \beta$	$10.0 \pm 4.5$		$13.4 \pm 6.8$		$12.3 \pm 5.3$		10.0
$M_1$	$102.1 \pm 7.8$		$103.0 \pm 1.1$		$103.1 \pm 0.84$		103.1
$M_2$	$193.3 \pm 7.8$		$193.4 \pm 3.1$		$193.2 \pm 2.3$		192.9
$M_3$	$577.2 \pm 14.5$		fixed 500		$579.7 \pm 12.8$		577.9
$M_{\tilde{\tau}_L}$	$227.8 \pm \mathcal{O}(10^3)$		$183.8 \pm 16.6$		$187.3 \pm 12.9$		193.6
$M_{\tilde{\tau}_R}$	$164.1 \pm \mathcal{O}(10^3)$		$143.9 \pm 17.9$		$140.1 \pm 14.1$		133.4
$M_{\tilde{\mu}_L}$	$193.2 \pm 8.8$		$194.4 \pm 1.1$		$194.5 \pm 1.0$		194.4
$M_{\tilde{\mu}_R}$	$135.0 \pm 8.3$		$135.9 \pm 1.0$		$136.0 \pm 0.89$		135.8
$M_{\tilde{e}_L}$	$193.3 \pm 8.8$		$194.4 \pm 0.89$		$194.4 \pm 0.84$		194.4
$M_{\tilde{e}_R}$	$135.0 \pm 8.3$		$135.8 \pm 0.81$		$135.9 \pm 0.77$		135.8
$M_{\tilde{q}_{3L}}$	$481.4 \pm 22.0$		$507.2 \pm \mathcal{O}(4 \cdot 10^2)$		$486.6 \pm 19.5$		480.8
$M_{\tilde{t}_R}$	$415.8 \pm \mathcal{O}(10^2)$		$440.0 \pm \mathcal{O}(4 \cdot 10^2)$		$410.7 \pm 48.4$		408.3
$M_{\tilde{b}_R}$	$501.7 \pm 17.9$		fixed 500		$504.0 \pm 17.4$		502.9
$M_{\tilde{q}_L}$	$524.6 \pm 14.5$		fixed 500		$526.1 \pm 7.2$		526.6
$M_{\tilde{q}_R}$	$507.3 \pm 17.5$		fixed 500		$508.4 \pm 16.7$		508.1
$A_\tau$	fixed 0		$633.2 \pm \mathcal{O}(10^4)$		$139.6 \pm \mathcal{O}(10^4)$		-249.4
$A_t$	$-509.1 \pm 86.7$		$-516.1 \pm \mathcal{O}(10^3)$		$-500.1 \pm 143.4$		-490.9
$A_b$	fixed 0		fixed 0		$-686.2 \pm \mathcal{O}(10^4)$		-763.4
$m_A$	$406.3 \pm \mathcal{O}(10^3)$		$393.8 \pm 1.6$		$393.9 \pm 1.6$		394.9
$\mu$	$350.5 \pm 14.5$		$343.7 \pm 3.1$		$354.8 \pm 2.8$		353.7
$m_t$	$171.4 \pm 1.0$		$171.4 \pm 0.12$		$171.4 \pm 0.12$		171.4

# Dark Matter

Content of the universe:

- 73% Dark energy
- 4% Ordinary matter
- 23% Dark matter



[NASA/WMAP  
Science Team ]

MSSM:  $\chi_1^0$  as LSP ideal candidate for cold dark matter (CDM): massive, weakly interacting

- SFitter: Determine Lagrangian parameters  $\Rightarrow$  Spectrum and couplings
- e.g. micrOMEGAs: Calculate relic density  $\Omega_{\text{CDM}} h^2 = n_{\text{LSP}} m_{\text{LSP}}$

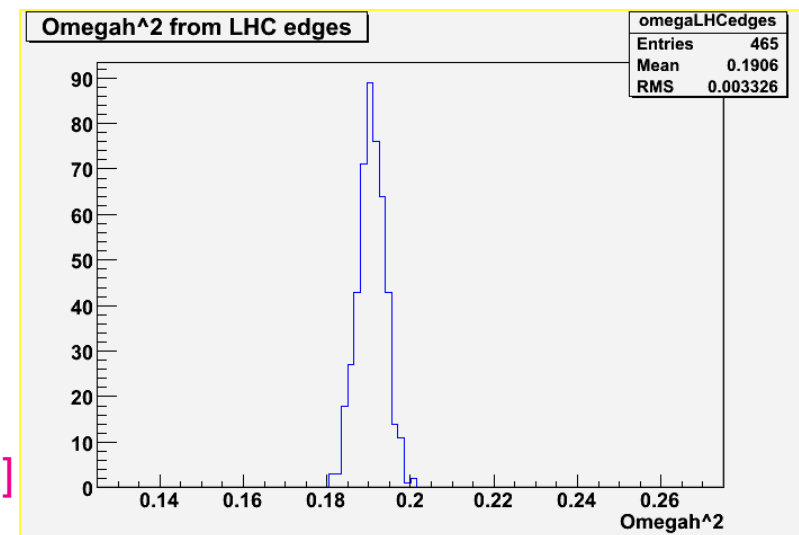
[Bélanger et al.]

- $\Rightarrow$  Prediction of  $\Omega_{\text{CDM}} h^2$   
LHC :  $\Omega_{\text{CDM}} h^2 = 0.1906 \pm 0.0033$   
LHC+ILC:  $\Omega_{\text{CDM}} h^2 = 0.1910 \pm 0.0003$   
(improvement by one order of magnitude)

- Compare with experiment  
(Measurement of the fluctuations of the  
cosmic microwave background):

WMAP:  $\Omega_{\text{CDM}} h^2 = 0.1277 \pm 0.008$  [[astro-ph/0603449](https://arxiv.org/abs/astro-ph/0603449)]

Planck:  $\Omega_{\text{CDM}} h^2 = ? \pm 0.0016$



# Testing Unification

Apparent unification of gauge coupling parameters in the MSSM

Question arises: Do other parameters unify as well?

⇒ Should be tested by bottom-up running from weak scale to Planck scale

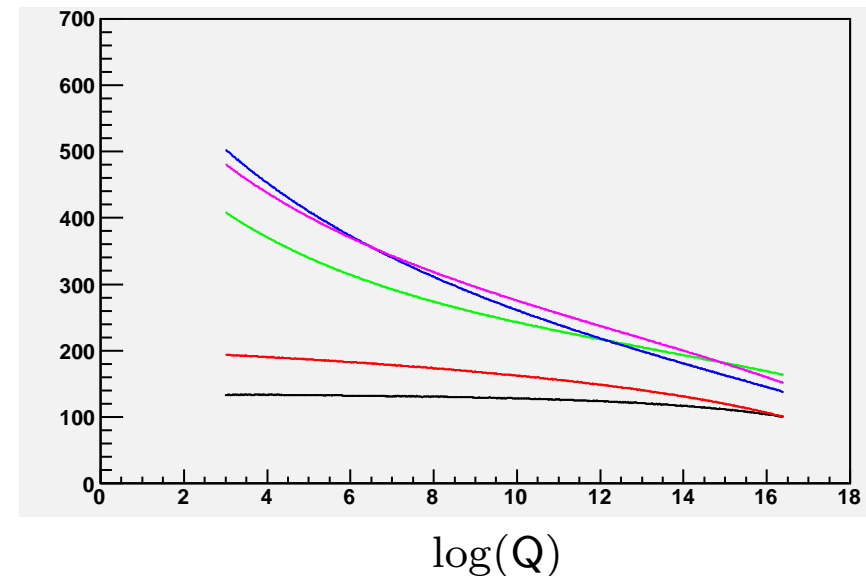
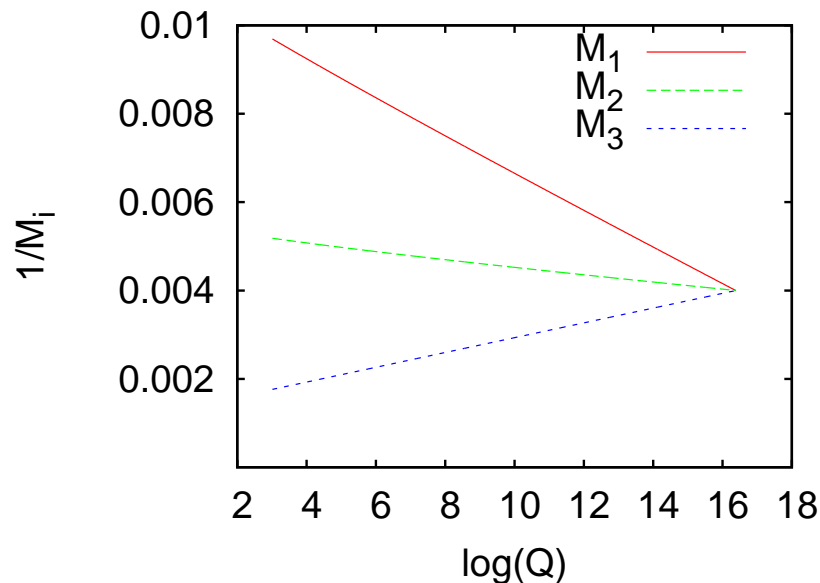
⇒ Can give hints about supersymmetry breaking

(e.g. test scalar-mass sum rules with a sliding scale)

[Schmaltz et al.]

Bottom-up running of gaugino masses and 3rd-generation sfermion masses:

$$M_{\tilde{\tau}_R}, M_{\tilde{\tau}_L}, M_{\tilde{t}_R}, M_{\tilde{b}_R}, M_{\tilde{q}_{3L}}; \Delta M_3 = -10 \text{ GeV}$$



# Testing Unification

Apparent unification of gauge coupling parameters in the MSSM

Question arises: Do other parameters unify as well?

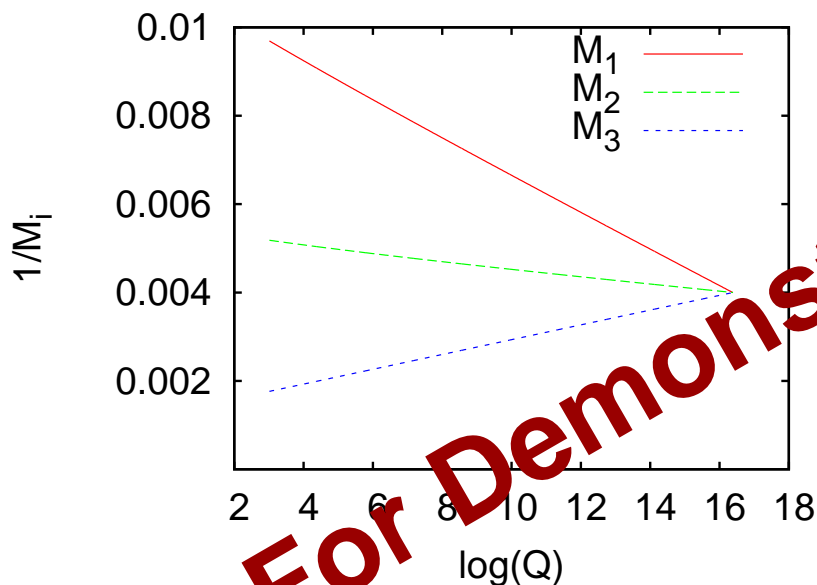
⇒ Should be tested by bottom-up running from weak scale to Planck scale

⇒ Can give hints about supersymmetry breaking

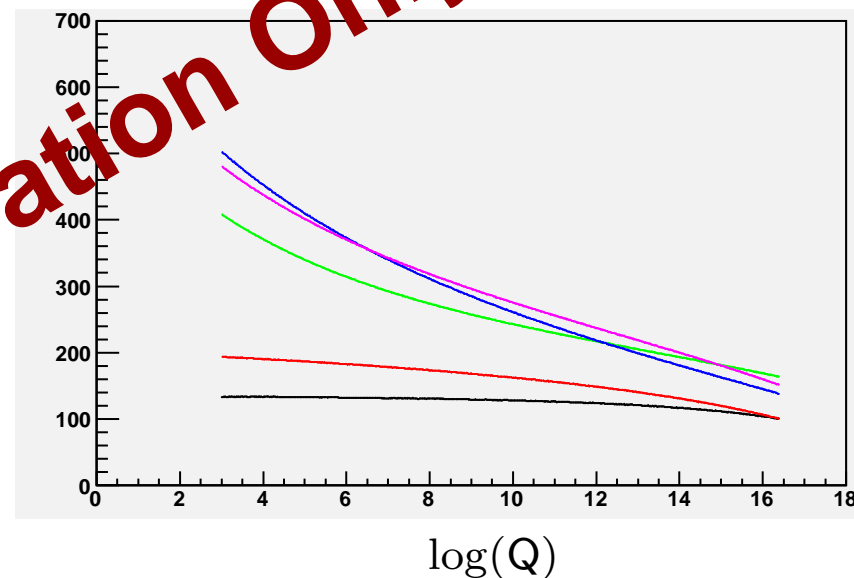
(e.g. test scalar-mass sum rules with a sliding scale)

[Schmaltz et al.]

Bottom-up running of gaugino masses and 3rd-generation sfermion masses:



$M_{\tilde{\tau}_R}, M_{\tilde{\tau}_L}, M_{\tilde{t}_R}, M_{\tilde{t}_L}, M_{\tilde{q}_{3L}}; \Delta M_3 = -10 \text{ GeV}$

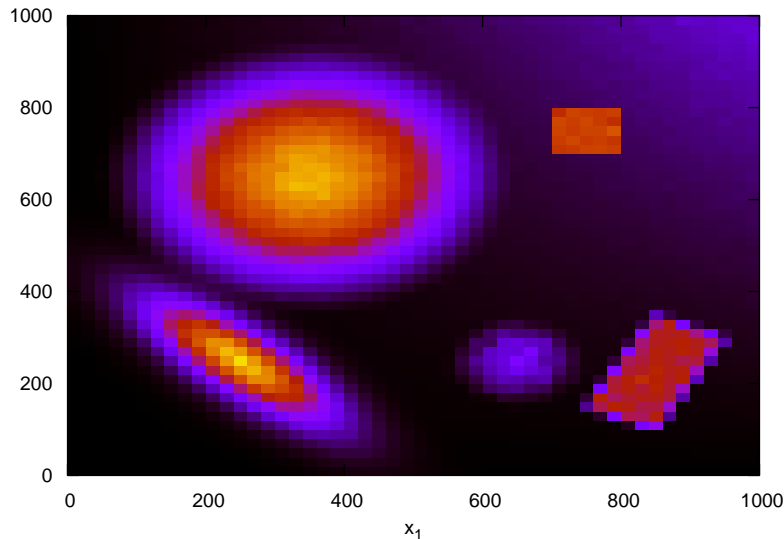


**For Demonstration Only**

# Example

## Test function (5-dim):

- Small Hypersphere  $r = 100$ ,  $V_{\max} = 75$  @ (650, 250, 350, 350, 350)
- Cuboid  $d = (173, 120, 200, 200, 200)$ ,  $V_{\max} = 60$  @ (850, 225, 650, 650, 650)
- Cube  $d = (100, 100, 300, 300, 300)$ ,  $V_{max} = 25$  @ (750, 750, 450, 450, 450)
- Gaussian  $\sigma = (50, 150, 150, 150, 150)$ ,  $V_{\max} = 16$  @ (250, 250, 550, 550, 550)
- Big Hypersphere  $r = 300$ ,  $V_{\max} = 12$  @ (350, 650, 650, 650, 650)
- Background  $V = 0.1 + 4 \cdot 10^{-30} \cdot x_1^2 x_2^2 x_3^2 x_4^2 x_5^2$



1.  $V=74.929$ @(655.00, 253.72, 347.83, 348.57, 349.59)
2.  $V=59.972$ @(850.04, 224.99, 650.00, 649.99, 654.56)
3.  $V=58.219$ @(849.97, 225.01, 587.08, 650.01, 650.02)
4.  $V=25.110$ @(750.00, 749.99, 450.00, 450.01, 450.01)
5.  $V=16.042$ @(245.45, 253.44, 552.51, 542.58, 544.75)
6.  $V=12.116$ @(350.70, 650.40, 650.36, 650.40, 650.38)
7. ...



# Plot Details

- Parameters:  $x_1, \dots, x_5 \in [0, 1000]$
- Bins:  $50 \times 50$
- PDF: Breit-Wigner ( $\frac{1}{1+\Delta x_i^2/\sigma^2}$ ) with  $\sigma = 100$
- Number of Markov chains: 9
- Number of points per chain:  $10^7$
- Number of function evaluations: 33,797,153
- Acceptance ratio: 0.19
- Final r (measure of convergence): 1.815
- CPU time (3 GHz): 150 min