

On lattice point circles for the Archimedean tiling (4, 8, 8)

Wolfdieter Lang¹

Abstract

The lattice points belonging to the semi-regular planar tiling, called truncated square tiling, using tiles of the shape of regular 4- and 8-gons, lie on circles centered at any point of an octagon with increasing radii. The square of these radii, which are integers in the real quadratic number field $\mathbb{Q}(\sqrt{2})$, are computed. The circular disk sequence and its first differences, the number of lattice points on the circles, are given.

1. Introductory remarks

The semi-regular Archimedean tiling (tessellation) denoted by (4, 8, 8) is considered [2, 1, 3, 4, 5]. The corresponding planar lattice has vertices of out-degree 3 with edges of length 1 (in some length units $l.u.$), dividing a circular disk into three sectors of degree $\frac{2\pi}{3}$. This means that each of the octagon vertices is surrounded by a square and two octagons (the sense of the rotation does not matter), hence the name (4, 8, 8), indicating these regular n -gons.

In this note we compute the coordinates of the points of this lattice and the increasing radii of the circles around any of the octagon vertices, which hit, by and by, all lattice points. It is found that the square of these radii $R_{\text{hit}}(n)$, $n = 0, 1, \dots, \infty$, called $R2_{\text{hit}}(n)$, are integers in the real quadratic number field $\mathbb{Q}(\sqrt{2})$.

2. The point lattice for (4, 8, 8)

The unit cell is defined by the two equal length column vectors $\vec{E}_1 = (1 + \sqrt{2}, 0)^\top$ and $\vec{E}_2 = (0, 1 + \sqrt{2})^\top$. The parallelogram of this unit cell is shown in *Figure 1* in green. It has four ‘atoms’, namely $P_0 = (0, 0)$, $P_1 = (0, 1)$, $P_2 = \left(\frac{\sqrt{2}}{2}, 1 + \frac{\sqrt{2}}{2}\right)$, $P_3 = \left(1 + \frac{\sqrt{2}}{2}, 1 + \frac{\sqrt{2}}{2}\right)$, with Cartesian coordinates referring to the x -direction of \vec{E}_1 and the orthogonal y -axis in the direction of \vec{E}_2 . The corresponding column vectors (starting at the origin $O = (0, 0)$) are \vec{P}_j for $j = 0, 1, 2, 3$. The general lattice point has then vector $\vec{P}(k, l, j) = \vec{P}_j + \vec{P}(k, l)$ with $\vec{P}(k, l) = k\vec{E}_1 + l\vec{E}_2$, with integers k and l . See *Figure 1* for all lattice points belonging to the cells (k, l) with $k = -2, -1, 0, 1$ and $l = -2, -1, 0, 1$. Note that on the right hand side and the at the top the boundaries of the cells have not been drawn (they belong to the next cells).

Proposition 1: Square radii $R2(k, l, j) \in \mathbb{Q}(\sqrt{2})$

The squares of the radii $R2(k, l, j) := \vec{P}(k, l, j) \cdot \vec{P}(k, l, j)$ are integer elements of the real quadratic number field $\mathbb{Q}(\sqrt{2})$, i. e., $R2(k, l, j) = a(k, l, j) + b(k, l, j)\sqrt{2}$, for $j = 0, 1, 2, 3$ and k, l (rational) integers. The rational and irrational parts are given as follows, using $P(k, l) = 3(k^2 + l^2)$ and $Q(k, l) := 2(k^2 - l^2)$.

$$\begin{aligned} a(k, l, 0) &= P(k, l), & b(k, l, 0) &= Q(k, l), \\ a(k, l, 1) &= P(k, l) + 2l + 1, & b(k, l, 1) &= Q(k, l) + k - l + 1, \\ a(k, l, 2) &= P(k, l) + 2 + 2k, & b(k, l, 2) &= Q(k, l) + k - l + 1, \\ a(k, l, 3) &= P(k, l) + 4k + 3, & b(k, l, 3) &= Q(k, l) + 3k - l + 2. \end{aligned}$$

¹ wolfdieter.lang@partner.kit.edu, <http://www.itp.kit.edu/~wl/>

Proof: Elementary by calculating $R2(k, l, j)$ for $j = 0, 1, 2, 3$. □

Proposition 2: Mirror symmetry of the lattice

The lattice is mirror symmetric under the transformation $x \rightarrow -x$.

Proof: Obvious. □

3. Circles

Now consider a circular disk of radius R centered around the origin O (any fixed octagon vertex) and ask which cells (k,l) are needed in order that all points within the R -disk are reached. For this consider the lattice constant $a = 1 + \sqrt{2}$. It is then clear that $k_{\max}(R) = \left\lfloor \frac{R}{a} \right\rfloor$ and the same results holds for $l_{\max}(R)$. If we let k run from $-(1 + k_{\max}(R)), \dots, 0, \dots, k_{\max}(R)$ and similarly l from $-(1 + l_{\max}(R)), \dots, 0, \dots, l_{\max}(R)$ certainly all points within radius R will be covered. One can exclude all j values for points of the outer cells (not covered completely by the R -disk) which lead to a distance from the origin which is larger than R . Then only the vertices on the R -circle and in its interior survive. The number of lattice points covered by the R -disk is called $n(R)$. A computation (thanks to Maple13) leads to the following sequence if one considers increasing nonnegative R values (equidistant radii).

[1, 4, 9, 19, 33, 53, 80, 107, 141, 179, 221, 262, 303, 361, 423, 485, 547, 615, 698, 783, 867...].

The first difference sequence which counts the new points which are covered when the radius is enlarged by one unit is [1, 3, 5, 10, 14, 20, 27, 27, 34, 38, 42, 41, 41, 58, 62, 62, 62, 68, 83...]. See *Figure 2* for $R = 0, 1, \dots, 4$.

A more interesting problem is to find the increasing radii, starting with 0 for the point at the origin O , searching iteratively (one of) the points with smallest distance to the origin which have not been covered by circular disks found before. This will define the so called lattice disk sequence for the considered tiling. For this one computes the distances of all points covered by a circular disk of radius R and sorts them, keeping track of the corresponding lattice points. There will occur multiple entries in the list of radii, telling how many points lie on the corresponding radius. The sequence of radii $R_{\text{hit}}(n)$ found this way, is the square root of $R2_{\text{hit}}(n)$, the corresponding squares of the radii. These squares have been shown above to be integers in the real quadratic number field $\mathbb{Q}(\sqrt{2})$, namely $R2_{\text{hit}}(n) = a(n) + b(n)\sqrt{2}$ with nonnegative integer pairs $[a(n), b(n)]$. The beginning of this sequence of pairs is, up to $R = 10$ with 67 pairs,

[[0, 0], [1, 0], [2, 0], [2, 1], [3, 2], [4, 2], [5, 2], [6, 3], [6, 4],
 [7, 4], [9, 4], [9, 6], [11, 6], [10, 7], [12, 6], [12, 8], [13, 8], [14, 8], [14, 9],
 [15, 10], [17, 10], [18, 11], [17, 12], [18, 12], [21, 12], [22, 12], [20, 14],
 [22, 13], [22, 15], [25, 14], [23, 16], [24, 16], [25, 16], [27, 18], [28, 18],
 [29, 18], [29, 20], [30, 20], [30, 21], [33, 20], [34, 20], [34, 21],
 [33, 22], [35, 22], [36, 22], [34, 24], [39, 24], [38, 25], [37, 26],
 [41, 24], [39, 26], [42, 27], [41, 28], [44, 26], [42, 29], [43, 30],
 [44, 30], [46, 31], [46, 32], [49, 30], [48, 32], [50, 31], [49, 32],
 [50, 32], [49, 34], [53, 32], [51, 34], ...].

The sequences of the rational and irrational parts a and b are given in [A251629](#) and [A251631](#), respectively. The corresponding sequence for the norms $N(R2_{\text{hit}}(n)) = (a(n) + b(n)\sqrt{2})(a(n) - b(n)\sqrt{2}) = a^2(n) - b^2(n)$ is

[0, 1, 4, 2, 1, 8, 17, 18, 4, 17, 49, 9, 49, 2, 72, 16, 41, 68, 34, 25, 89, 82, 1, 36, 153, 196, 8, 146, 34, 233, 17, 64, 113, 81, 136, 193, 41, 100, 18, 289, 356, 274, 121, 257, 328, 4, 369, 194, 17, 529, 169, 306, 113, 584, 82, 49, 136, 194, 68, 601, 256, 353, 452, 89, 761, 289, ...].

The associated values of the radii $R_{\text{hit}}(n) = \sqrt{R2_{\text{hit}}(n)}$ is (Maple 10 digits if not a positive integer)

[0, 1, 1.414213562, 1.847759065, 2.414213562, 2.613125930, 2.797932652, 3.200412581, 3.414213562, 3.557647291, 3.828427125, 4.181540550, 4.414213562, 4.460884994, 4.526066876, 4.828427124, 4.930893276, 5.031273050, 5.169905421, 5.398345637, 5.580513921, 5.792784234, 5.828427124, 5.913591357, 6.162025863, 6.242640686, 6.308644060, 6.354901755, 6.573675032, 6.693204753, 6.754806954, 6.828427124, 6.901261985, 7.242640686, 7.311350362, 7.379420311, 7.568637344, 7.634413615, 7.726479457, 7.828427124, 7.892038472, 7.981133052, 8.007040549, 8.130971551, 8.192234027, 8.242640687, 8.540557680, 8.564773146, 8.588920340, 8.656854249, 8.704570788, 8.954538859, 8.977637759, 8.987188248, 9.111102749, 9.242640687, 9.296580385, 9.478429217, 9.552739606, 9.561715686, 9.656854248, 9.687136854, 9.708492879, 9.759858297, 9.853083838, 9.912357640, 9.954057520,].

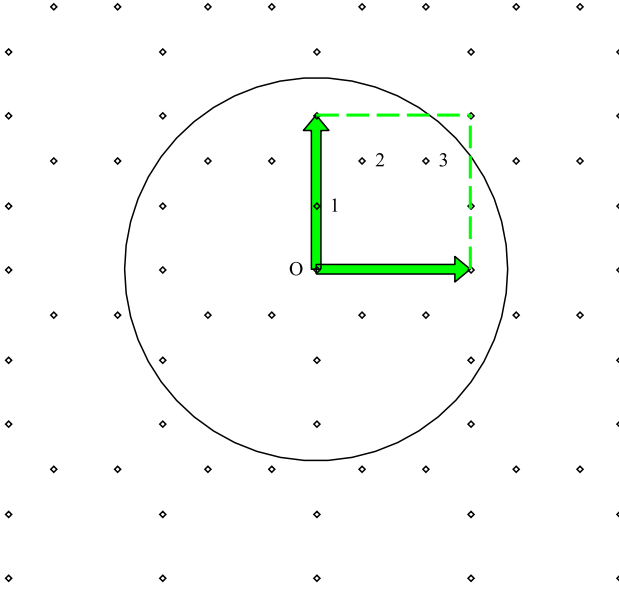


Figure 1: Elementary cell and lattice points with $R = 3 \text{ l.u.}$

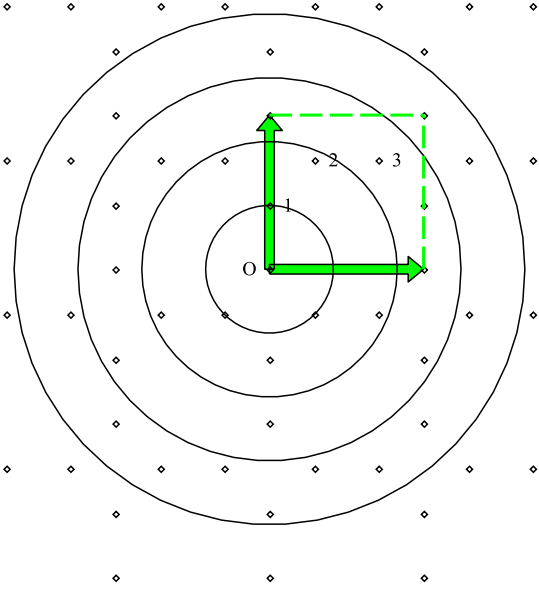


Figure 2: Equidistant radii up to $R = 4 \text{ l.u.}$

4. Lattice disk sequence and its differences

It remains to determine the number of lattice points on each of the circles with radius $R_{\text{hit}}(n)$. The cumulative numbers up to $R_{\text{hit}}(67) = \sqrt{51 + 34\sqrt{2}} \approx 9.954057521$ are given by the lattice disk sequence

[1, 4, 5, 9, 15, 17, 19, 23, 28, 32, 33, 39, 41, 45, 47, 51, 53, 55, 59, 67, 71, 75, 78, 80, 82, 83, 85, 89, 93, 95, 99, 103, 107, 115, 117, 119, 121, 129, 133, 135, 137, 141, 143, 147, 149, 150, 154, 158, 160, 161, 169, 173, 177, 179, 183, 185, 187, 191, 193, 195, 199, 203, 205, 207, 211, 213, 221, ...].

This sequence is given in [A251632](#).

The corresponding difference list, that is the list of number of lattice points on the increasing radii $R_{\text{hit}}(n)$, $n = 0, 1, \dots$ is

[1, 3, 1, 4, 6, 2, 2, 4, 5, 4, 1, 6, 2, 4, 2, 4, 2, 2, 4, 8, 4, 4, 3, 2, 2, 1, 2, 4, 4, 2, 4, 4, 4, 8, 2, 2, 2, 8, 4, 2, 2, 4, 2, 4, 2, 1, 4, 4, 2, 1, 8, 4, 4, 2, 4, 2, 2, 4, 2, 2, 4, 2, 2, 4, 2, 8, 6, 4, 6, 4, 4, 1, 8, 4, 2, 2, 1, 4, 4, 2, ...].

This is found in [A251633](#). See *Figure 3* for the first 6, and *Figure 4* for the first 10 circles which hit lattice points.

Proposition 3: Odd entries of [A251633](#)

Odd numbers of lattice points occur for circles whose squared radii belong to the $[a, b]$ pairs i) $[0, 0]$ and ii) $[3l^2 + 2l + 1, 2l(l + 1)]$ for $l \in \mathbb{Z}$.

Proof: Odd points on a lattice circle arise from points on the y -axis which have no companion with opposite y -coordinate. On the y -axis lie only points with $j = 0$ and $j = 1$. The origin O is the only $j = 0$ point which is of interest; all other $j = 0$ points have a companion. No $j = 1$ point has a companion. The radii for these $j = 1$ points are found to be $1 + la$ for $l \geq 0$, that is $(l + 1) + l\sqrt{2}$, and the squared radii have $a(l) = 3l^2 + 2l + 1$ and $b(l) = 2l(l + 1)$. For negative l one finds the radii $-\sqrt{2} + (l + 1)a$, that is $(l + 1) + l\sqrt{2}$, and the squared radii have also $a(l) = 3l^2 + 2l + 1$ and $b(l) = 2l(l + 1)$ but for $l < 0$. □

The rational parts $a(l)$ of the squared radii of the $j = 1$ points for $l \geq 0$ are $[1, 6, 17, 34, 57, 86, 121, 162, 209, 261, \dots]$ which is [A056109](#), and for $l < 0$ they are $[2, 9, 22, 41, 66, 97, 134, 177, 226, 281, \dots]$ which is [A056105](#)($-l$). The irrational parts for $b(l)$, for $l \geq 0$, are $[0, 4, 12, 24, 40, 60, 84, 112, 144, 180, \dots]$ which is $4 \cdot$ [A000217](#), and for $l < 0$ it is the same sequence.

These $[a(l), b(l)]$ values correspond for $l = -4, -3, -2, -1, 0, 1, 2, 3$ to the odd entries for $n = 49, 25, 10, 2, 1, 8, 22, 45$ of [A251628](#) ($n \geq 0$) in this order. The first odd entry 1 for $n = 0$ belongs to the $j = 0$ case $[0, 0]$. Therefore, the odd entries of [A251633](#) appear for $n = 0, 1, 2, 8, 10, 22, 25, 45, 49, \dots$

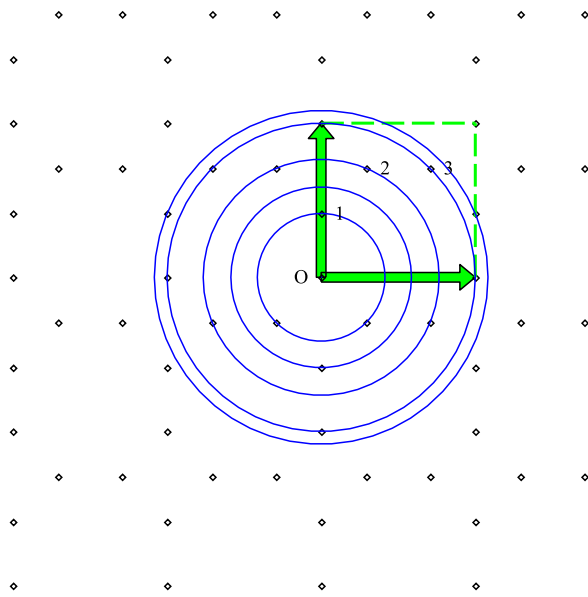


Figure 3: The first 6 point hitting circles

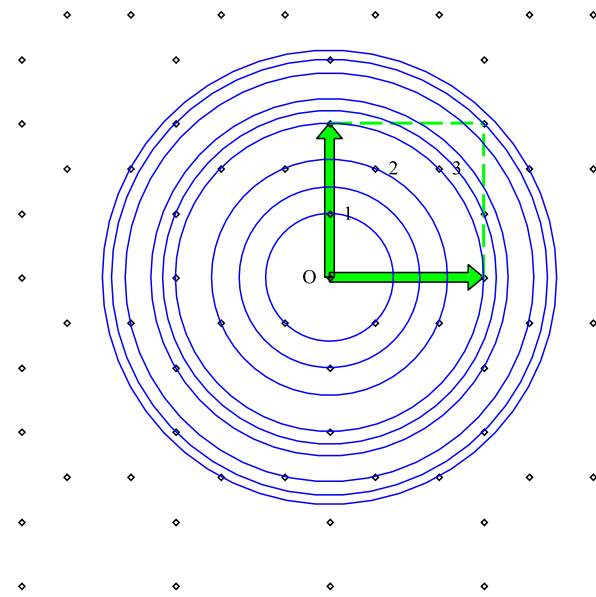


Figure 4: The first 10 point hitting circles

References

- [1] Branko Gruenbaum and G. C. Shephard, *Tilings and Patterns*. W. H. Freeman, New York, 1987, frontispiece and statement 2.1.3, p. 59; figure 2.1.1, p. 60 and figure 2.1.5, p. 63.
- [2] J. Kepler, *Harmonices Mundi*, Weltharmonik, übersetzt und eingeleitet von Max Caspar, R. Oldenbourg Verlag, München, 1990, p. 68, Figur V (XIX. Satz, 5.).

Biblioteca Virtuale On-Line (Pisa):

<http://bivio.filosofia.sns.it/bvWorkTOC.php?authorSign=KeplerJohannes&titleSign=Harmonices>
(in Latin, liber II, XIX propositio, 5., p.72)

[3] Wikipedia, List of convex tilings.

https://en.wikipedia.org/wiki/List_of_convex_uniform_tilings.

[4] Wikipedia, Truncated Square Tiling.

https://en.wikipedia.org/wiki/Truncated_square_tiling.

[5] Wikipedia, Tiling by regular polygons, Archimedean, uniform or semiregular tilings.

http://en.wikipedia.org/wiki/Tiling_by_regular_polygons#Archimedean.2C_uniform_or_semiregu

Keywords: Archimedean tiling, truncated square tiling, covering circular disks and radii.

AMS MSC numbers: 52C20, 52C05

OEIS A-numbers: [A000217](#), [A056105](#), [A056109](#), [A251629](#), [A251631](#), [A251632](#), [A251633](#) .